



Tradition Mutual

INSURANCE COMPANY

Annual General Report 2023

IF ITS IMPORTANT TO YOU, IT IS IMPORTANT TO US

A MESSAGE FROM OUR CHAIR



It has been a pleasure and an honour to be the chair of Tradition Mutual over the past year. The leadership you have entrusted me with has given our Board the opportunity to work toward and grow as a governance focused board. This allows us to make strategic decisions using our vision, mission and values as guiding principles.

This year we were introduced to FRSA's Risk Based Supervisory Framework. This framework will be used to assess Tradition, as well as all of the mutuals against regulatory compliance. Our Board's governance focus is supported and encouraged by FSRA. A governance approach has been established as best practice.

As part of our oversight, we continually review our company policies, and after reviewing Tradition's bylaws this year, we are recommending some changes to them. The changes are directly related to the change within the corporations act. More specifically, the proposed updates include adding a requirement that directors have a clear criminal record check, adding a director nomination procedure, as well as sections permitting virtual or hybrid meetings of members and directors, and amendments to the number of directors.

In an effort to be efficient in our board meetings we have adopted a more formal approach. Strategic planning has become a standing item on our agenda. By using a more formal approach, we are able to contribute thoughtful discussions to ensure Tradition's ongoing success.

On behalf of the board of directors I would like to thank the policy holders for their support. We would also like to thank Paul and his leadership team for providing exemplary skill and professional acumen in leading our company.

A handwritten signature in cursive script that reads "Leslie Showers".

Leslie Showers
Chair, Board of Directors
Tradition Mutual Insurance Company

A MESSAGE FROM OUR PRESIDENT



2023 has proved to be an interesting year for Tradition Mutual. We faced a number of challenges, and I am happy our team persisted with passion and dedication. Some of these changes were implemented by us and others were forced upon us.

We received a large increase to our reinsurance program in 2023. This necessitated a premium increase that would start with our March of 2023 renewals. Unfortunately, the reinsurance market is still not doing well and another large increase followed for 2024. A rate change for April 2024 renewals has been completed.

We had a full year of converting policies from IBS/Cognition to Guidewire. This required extra staffing to enter the policies as well as extra work from our sales force to ensure policies were correct and additional information was received. It required our finance department to work with two systems to put together month end and year end statements, and to collect premiums due in two

systems. It would require underwriting to complete endorsements in two systems. It would take all departments to get used to new automations and processes. We also knew that 2023 would be a tough year for expenses, while we were carried an extra computer system for the year. IBS/Cognition was officially shut down at the end of 2023. A huge shout out to our staff for this accomplishment.

Financially, 2023 started out rough. Property claims were higher than expected and unfortunately this trend was fairly consistent during the year. Our auto claims were almost identical to our historical average. Our investments rebounded from a very disappointing 2022, but showed a great amount of volatility. Then, in November, our results shifted. Our underwriting results got stronger and we saw large investment gains. We ended the year in a decent spot.

We had a few other interesting items in 2023. We received notice that a few complaints were received by our regulator, FSRA. This is the first time that this has happened in 6 years. Three complaints were made by two policyholders where they felt improper actions were taken on their account. FSRA investigated the matter by talking to the clients and Tradition. We were asked for information which we provided in a timely manner. In all cases, FSRA responded that we had followed our rules properly and the complaints were closed off. The process was smooth and non evasive. It was very important to hear that our processes are solid.

We also had our first claim where the client elected appraisal. In a normal course of a claim, the claims department and client come to an agreement on damages and coverage. In this situation, the client elected for an appraiser to make the decision as to the amount of damages. Both parties put their case forward and a decision is given.

A MESSAGE FROM OUR PRESIDENT - Continued

In September, we moved some of our agency business to a brokerage model. This is designed to help our sales people by allowing them to place business with other markets. Tradition is not able to write all types of insurance for all people. We wanted to create a situation where a Tradition employed sales person could write that extra business, to help with new sales and retention of current business.

Strong Roots was the name chosen for this new operation. With Tradition's logo of a tree, it was felt that our new sales arm, would serve as the roots supplying the tree. We opened up a sales location in downtown Stratford at 168 Ontario Street. After renovations, we are happy to welcome our customers to that location.

Accounting standards have changed over the past couple of years. We have operated under IFRS 4 for over a decade. IFRS 17 is now our new standard. As you will see in this report, our 2023 financial reports are in this new format. We have also restated our 2022 financials to this standard for comparison. Under IFRS 17 the financial statements look different than under IFRS 4 and while change is sometimes difficult, we believe in the long run that the readers of the financial statements will be better informed. This has meant a great deal of work for our finance department in order to learn and implement these changes. Our auditors and board have had to adapt and learn as well.

This will be my last annual report. I have given the board my retirement notice and will be officially leaving this role on May 15, 2024. At the time of writing this report, the board is involved in a hiring process. I have no doubt that a great replacement will be hired and they continue to move Tradition forward. I have enjoyed serving as your President and CEO for the past 6 years.



Paul Burns
President and CEO
Tradition Mutual Insurance Company

Summary of Statements and Discussion

This is the first year that the Financial Statements are presented under IFRS 17 (International Financial Reporting Standards). In previous years, the Financial Statements were presented under IFRS 4. 2022 results have been restated to conform to IFRS 17.

IFRS 17 introduced some significant changes, which are explained in the notes to the audited Financial Statements. Some concepts such as Underwriting Profit (Loss) no longer exist in IFRS 17 and will no longer be part of the Management Discussion & Analysis (MD & A) portion of the annual report. Others have changed significantly.

In general, we will only present data from 2022 and 2023, where there are no meaningful comparisons from previous years.

The 2023 report will limit the discussion of specific results. As we become more familiar with IFRS 17, there will be additional discussion in future years.

Overview

2023 was the twelfth consecutive year of positive financial results for Tradition Mutual Insurance. This is an outstanding run of consistency in a cyclical industry such as insurance, where bad years can follow good ones.

Regardless of the accounting standards that are used, Tradition Mutual's first duty is to the policyholders, who together own the Company. To Management and the Board of Directors this means Tradition Mutual has the financial strength and stability to be there when the policyholders need them. By earning profits, the company is able to put reserves aside for the tough years.

Financial Highlights for 2023:

(Numbers rounded to \$000's)

- Net Income of \$ 302 k;
- Surplus of \$ 35,472;
- Gross Written Premiums of \$ 22,655;
- New Sales of \$ 1,609

The intent of the MD & A is to focus on the key factors that effected financial success in 2023, and how those factors position the company for the future.

This discussion will focus on four topics:

1. "Top-Line" Growth – How Premiums are doing
2. Key IFRS 17 Financial Results
3. Investment Income
4. Surplus Position

MANAGEMENT DISCUSSION & ANALYSIS – Continued

“Top-Line” Growth – Our Premiums

In 2023, Tradition Mutual achieved another record revenue year, exceeding the previous record of 2022:

Gross Written Premiums (GWP) of \$22,655,335 was a 9.7 % increase over 2022.

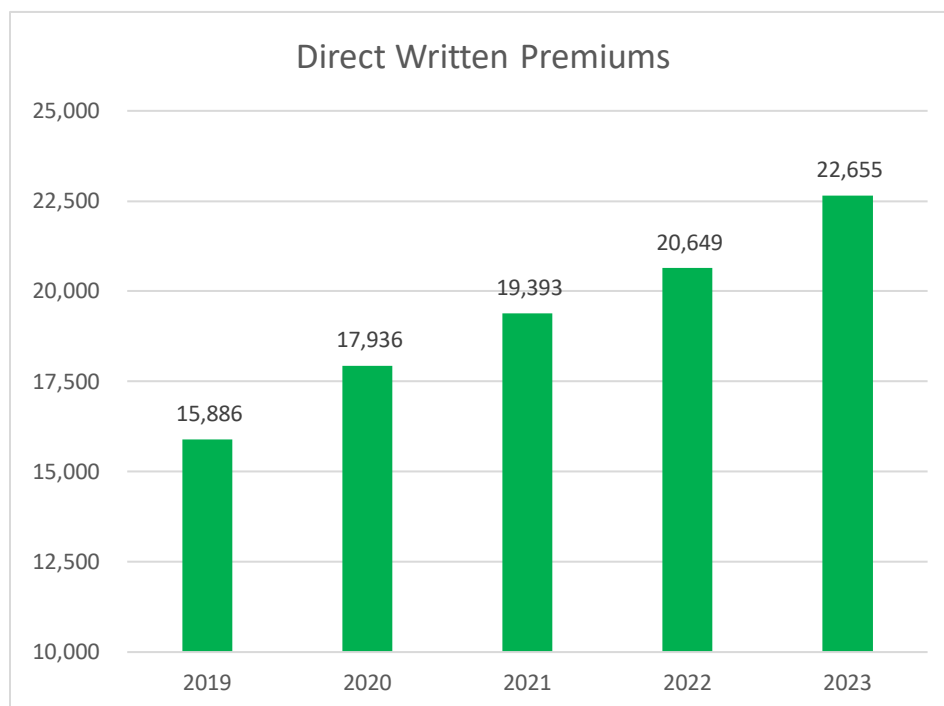
New Sales were \$ 1.6 million, up from 2022, and a healthy growth in a tough retail market.

Cancellations were in the same range as the past few years. Tradition continues to have a high retention rate, which speaks to the loyalty of our policyholders.

Higher insurance values to cover inflation, which also affects premium growth.

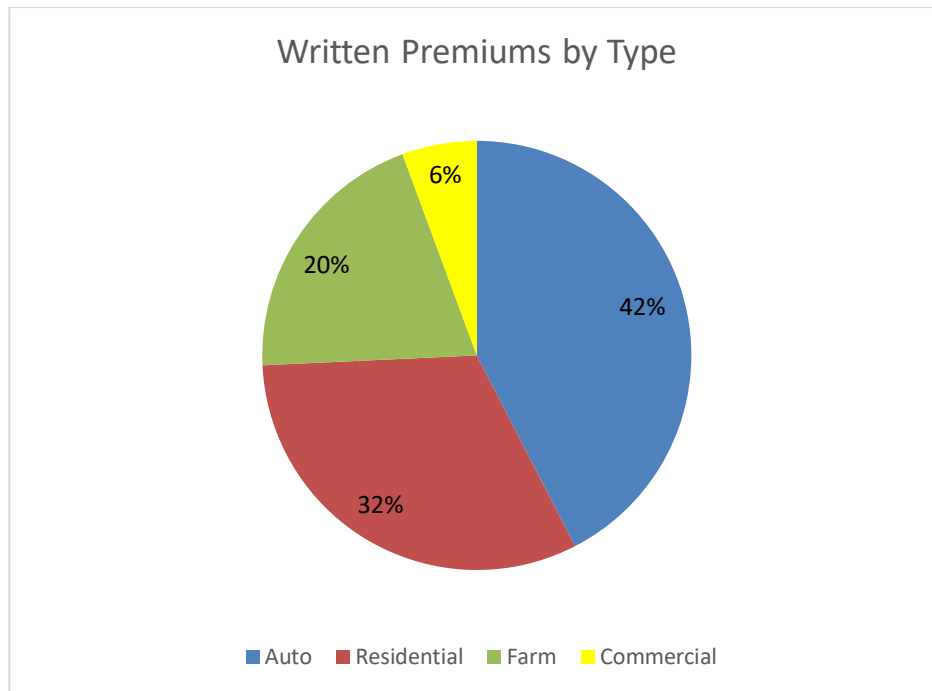
Tradition Mutuals rates in both auto and property insurance continued to be competitive, particularly in the core Southwestern Ontario market.

Premium growth the last 5 years:



MANAGEMENT DISCUSSION & ANALYSIS – Continued

By type of product, 2022 premiums broke down as follows:



Auto insurance currently accounts for approximately 42 % of the business, which is down from 43% in 2022. Residential homeowners' accounts for 32 %, farms for 20 %, and 6 % for small to medium sized commercial business. While 2023 saw some expansion in other geographic areas, our primary policyholder base remains Perth County – Stratford, St. Mary's, Mitchell, and surrounding areas.

Insurance Service

Under IFRS 17, GWP is no longer reported and has been replaced by the concept of Insurance Revenue. In its simplest form, Insurance Revenue is GWP less unearned premiums. As unearned premiums increase as GWP increases, the growth in Insurance Revenue will naturally be less than the growth in GWP.

In 2023, Tradition had Insurance Revenue of \$ 21,756 k vs \$ 20,432 k in 2022 for a growth of 6.5 %. This is a healthy growth considering the growth in unearned premium.

Insurance Service Expenses, which includes claims and all expenses that can directly be attributed to acquiring and serving policies replace gross Claims Incurred expenses.

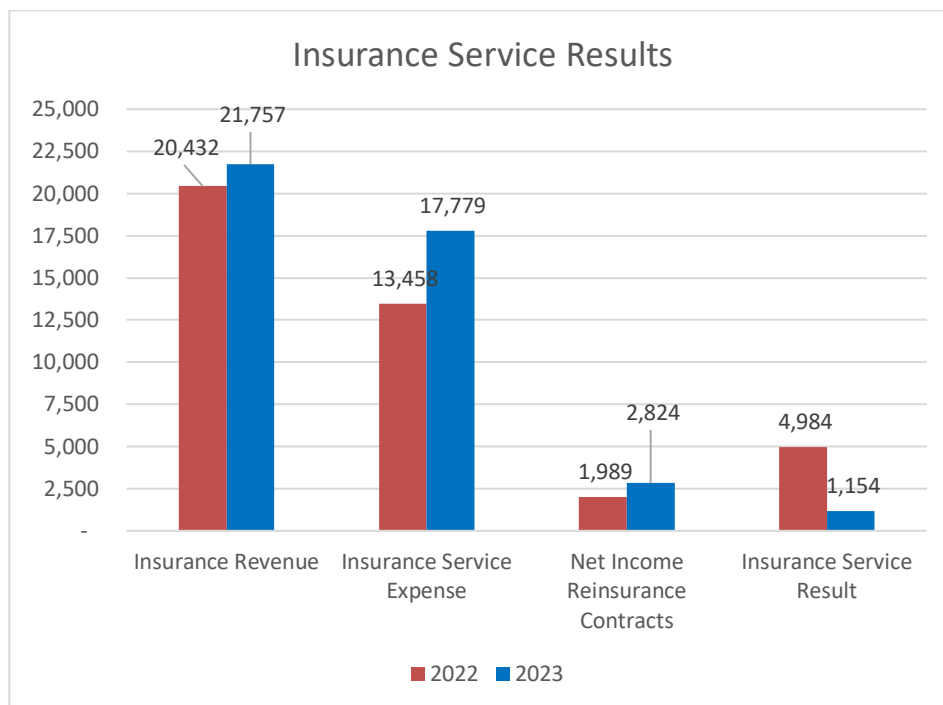
In 2023, Insurance Services Expenses were up \$ 4.3 million to \$ 17,779 k primarily due to a few large property claims during the year. As noted earlier every few years in the insurance this happens where an insurer experiences a higher value of claims than in most years.

MANAGEMENT DISCUSSION & ANALYSIS – Continued

Under IFRS 17 Reinsurance Premiums Paid are netted against Reinsurance Recoveries as Net Income (Expense) from Reinsurance Contracts Held as one line item. In 2023, Tradition paid \$ 2,823 k more for reinsurance than recovered, which is up from 2022 by \$ 835 k. This reflects the overall trend where reinsurance is becoming increasingly expensive. Higher reinsurance premiums is affecting all P&C insurers negatively. Tradition’s management is actively looking for ways to manage Reinsurance Costs. A key concept under IFRS 17 is Insurance Service Result, which is the net of Insurance Revenue less Insurance Service Expense less Net Income (expense) from Reinsurance Contracts Held.

In short, the Insurance Service Result tells a company if they are making or losing money on direct insurance operations.

In 2023, Tradition had a positive Insurance Result of \$ 1,154 k vs a positive \$ 4,984 in 2022. This reflects the high claims number in 2023.



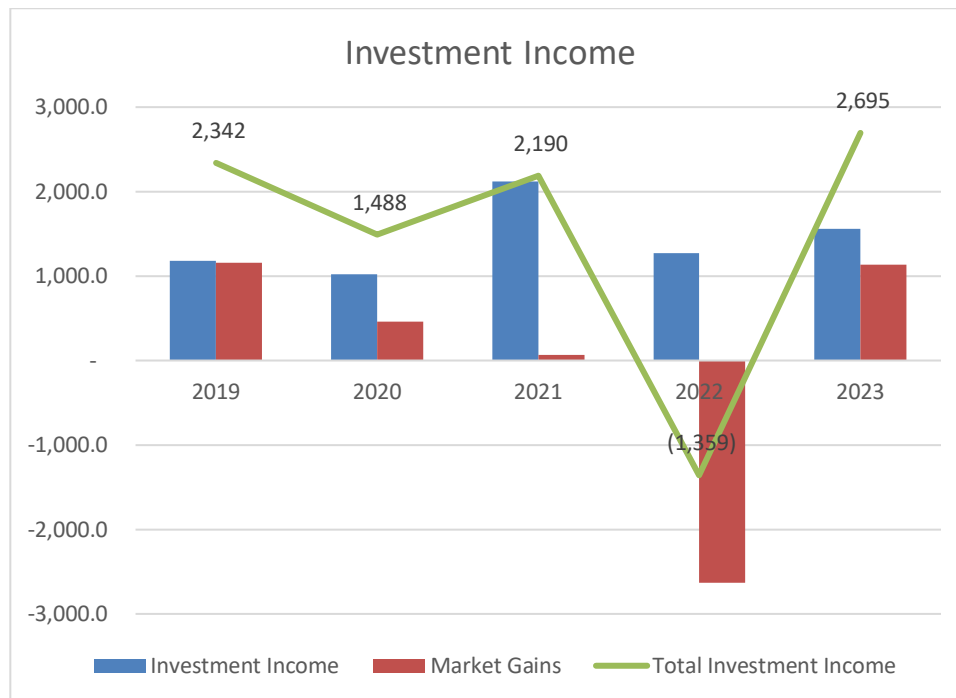
MANAGEMENT DISCUSSION & ANALYSIS – Continued

Investment Income

One item that has not changed from IFRS 4 to IFRS 17 is investments so the number is comparable over the last 5 years.

Investment income has two main components:

- Interest and dividend income received from investments;
- Market value gains and losses, which under International Financial Reporting Standards (IFRS) are reported as part of investment income



For investments, 2023 was the opposite of 2022. In 2022, Tradition lost \$ 1,359 k on investments where in 2023 we made \$ 2,695 k for a turnaround of over \$ 4 million. This was primarily due to a strong fourth quarter in the markets. Tradition continues to manage the portfolio conservatively with over 75 % of the assets in bonds or GICs. The portion invested in stocks is in conservatively managed mutual funds that only invest in high quality companies.

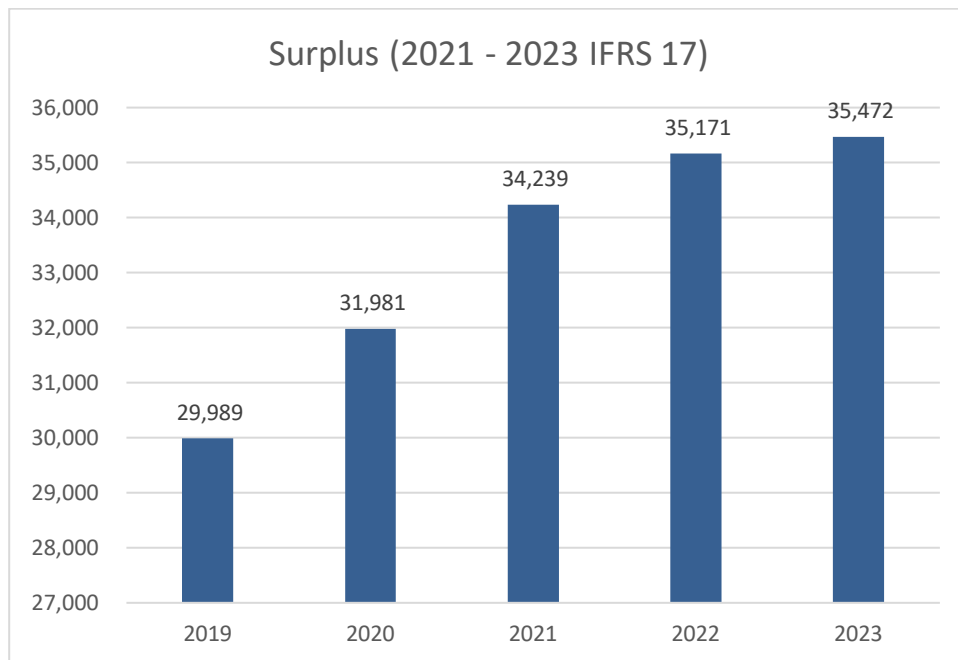
Bottom Line

In 2023 Tradition made an after tax profit of \$ 302 k which is down from \$ 932 k in 2022. Note the 2022 profit was adjusted up under IFRS 17 from 2022. While these adjustments worked to increase 2022 after tax income, they reduced 2023 income so to a certain extent the adjustments evened out.

Surplus

The surplus position as a company is \$ 35.4 million, which is up \$ 10 million over the past 7 years.

The Surplus position the last 5 years:



The ratio of surplus to gross written premiums is 1.57 to 1, which is viewed as very strong.

A strong and growing surplus position is what gives the company the ultimate assurance that it will be there for policyholders, when needed. It allows the company to withstand one or even several years of poor claims experience and still be safe.

**TRADITION MUTUAL
INSURANCE COMPANY**

CONSOLIDATED FINANCIAL STATEMENTS

DECEMBER 31, 2023

FRANKLIN H. FAMME, BBA, CMgr, CPA, CA
BRADLEY J. W. McNEIL, BA, MAcc, CPA, CA
STEPHEN VAN DEN HENGEL, BAcc, CPA, CA
PETER D. BRICKMAN, BA, CPA, CA
STEPHEN J. WARD, BA, MAcc, CPA, CA
LYNN EIDT, BBA, CPA, CA
MICHAEL P. B. JAREMCHENKO, BA, CFP, CPA, CA
PHILLIP W. HART, BMath, MAcc, CPA, CA
JUDD R. ATTRIDGE, BAcc, CPA, CA
STACEY A. CAMPBELL, BBA, CPA, CA
BRADLEY YPMA, BA, CPA, CA
TINA M. GROENESTEGER, BBA, CPA
ASHLEY VAN DORP, BBA, CPA, CA

125 ONTARIO STREET
STRATFORD, ONTARIO N5A 3H1
STRATFORD 519-271-7581
FAX 519-271-2737
LONDON 519-432-1663
FAX 519-432-7662
ST. MARYS 519-284-1030
FAX 519-284-4393
E-MAIL: office@fammeandco.on.ca
WEBSITE: www.fammeandco.on.ca

INDEPENDENT AUDITORS' REPORT

To the Policyholders of
Tradition Mutual Insurance Company
Sebringville, Ontario

Opinion

We have audited the consolidated financial statements of **Tradition Mutual Insurance Company**, which comprise the consolidated statement of financial position as at **December 31, 2023** and the consolidated statements of comprehensive income, members' surplus and cash flows for the year then ended and notes to the consolidated financial statements, including a summary of significant accounting policies.

In our opinion, the accompanying consolidated financial statements present fairly, in all material respects, the financial position of **Tradition Mutual Insurance Company** as at **December 31, 2023** and its financial performance and its cash flows for the year then ended in accordance with international financial reporting standards.

Basis for Opinion

We conducted our audit in accordance with Canadian generally accepted auditing standards. Our responsibilities under those standards are further described in Auditors' Responsibilities for the Audit of the consolidated Financial Statements section of our report. We are independent of **Tradition Mutual Insurance Company** in accordance with the ethical requirements that are relevant to our audit of the consolidated financial statements in Canada and we have fulfilled our other ethical responsibilities in accordance with those requirements. We believe that the audit evidence we have obtained is sufficient and appropriate to provide a basis for our opinion.

Responsibilities of Management and Those Charged with Governance for the Consolidated Financial Statements

Management is responsible for the preparation and fair presentation of these consolidated financial statements in accordance with international financial reporting standards and for such internal control as management determines is necessary to enable the preparation of consolidated financial statements that are free from material misstatement, whether due to fraud or error.

In preparing the consolidated financial statements, management is responsible for assessing the entity's ability to continue as a going concern, disclosing, as applicable, matters related to going concern and using the going concern basis of accounting unless management either intends to liquidate the entity or to cease operations or has no realistic alternative but to do so.

Those charged with governance are responsible for overseeing the entity's financial reporting process.

INDEPENDENT AUDITORS' REPORT - continued

Auditors' Responsibilities for the Audit of the Financial Statements

Our objectives are to obtain reasonable assurance about whether the consolidated financial statements, as a whole, are free from material misstatement, whether due to fraud or error, and to issue an auditors' report that includes our opinion. Reasonable assurance is a high level of assurance, but is not a guarantee that an audit conducted in accordance with Canadian generally accepted auditing standards will always detect a material misstatement when it exists. Misstatements can arise from fraud or error and are considered material if, individually or in the aggregate, they could reasonably be expected to influence the economic decisions of users taken on the basis of these consolidated financial statements. As part of an audit in accordance with Canadian generally accepted auditing standards, we exercise professional judgement and maintain professional skepticism throughout the audit. We also:

- (a) Identify and assess the risks of material misstatement of the consolidated financial statements, whether due to fraud or error, design and perform audit procedures responsive to those risks and obtain audit evidence that is sufficient and appropriate to provide a basis for our opinion. The risk of not detecting a material misstatement resulting from fraud is higher than for one resulting from error, as fraud may involve collusion, forgery, intentional omissions, misrepresentations or the override of internal control.
- (b) Obtain an understanding of internal control relevant to the audit in order to design audit procedures that are appropriate in the circumstances, but not for the purpose of expressing an opinion on the effectiveness of the entity's internal control.
- (c) Evaluate the appropriateness of accounting policies used and the reasonableness of accounting estimates and related disclosures made by management.
- (d) Conclude on the appropriateness of the entity's use of the going concern basis of accounting and, based on the audit evidence obtained, whether a material uncertainty exists related to events or conditions that may cast significant doubt on the entity's ability to continue as a going concern. If we conclude that a material uncertainty exists, we are required to draw attention in our auditors' report to the related disclosures in the consolidated financial statements or, if such disclosures are inadequate, to modify our opinion. Our conclusions are based on the audit evidence obtained up to the date of our auditors' report. However, future events or conditions may cause the entity to cease to continue as a going concern.
- (e) Evaluate the overall presentation, structure and content of the consolidated financial statements, including the disclosures and whether the consolidated financial statements represent the underlying transactions and events in a manner that achieves fair presentation.

INDEPENDENT AUDITORS' REPORT - continued

We communicate with those charged with governance regarding, among other matters, the planned scope and timing of the audit and significant audit findings, including any significant deficiencies in internal control that we identify during our audit.

We also provide those charged with governance with a statement that we have complied with relevant ethical requirements regarding independence and to communicate with them all relationships and other matters that may reasonably be thought to bear on our independence and, where applicable, related safeguards.



Professional Corporation
Chartered Professional Accountants
*Authorized to practice public accounting by
the Chartered Professional Accountants of Ontario*

Stratford, Ontario
February 9, 2024

Tradition Mutual Insurance Company
Consolidated Statement of Financial Position
As at December 31, 2023


ASSETS

	2023	2022	As at January 1, 2022
Assets			
Cash	\$ 4,824,214	\$ 5,804,578	\$ 8,440,235
Investments (Note 6 and 7)	38,741,486	36,033,750	34,826,648
Reinsurance contract asset (Note 15)	634,176	2,300,349	2,407,764
Other assets	35,756	42,683	665,964
Income taxes receivable (Note 12)	10,537	302,242	-
Property, plant and equipment - net of depreciation (Note 8)	<u>3,466,256</u>	<u>3,599,208</u>	<u>1,541,466</u>
	<u>\$ 47,712,425</u>	<u>\$ 48,082,810</u>	<u>\$ 47,882,077</u>


LIABILITIES AND MEMBERS' SURPLUS

Liabilities			
Accounts payable and accrued liabilities	639,217	415,087	892,610
Income taxes payable (Note 12)	-	-	986,147
Liability for remaining coverage (Note 10)	1,731,781	2,268,193	2,146,510
Liability for incurred claims (Note 10)	9,285,410	9,602,754	9,513,862
Deferred income taxes (Note 12)	<u>583,539</u>	<u>626,249</u>	<u>103,670</u>
	<u>12,239,947</u>	<u>12,912,283</u>	<u>13,642,799</u>
Members' Surplus	<u>35,472,478</u>	<u>35,170,527</u>	<u>34,239,278</u>
	<u>\$ 47,712,425</u>	<u>\$ 48,082,810</u>	<u>\$ 47,882,077</u>

Approved on Behalf of the Board:



Director



Director

(See Accompanying Notes to the Consolidated Financial Statements)

Tradition Mutual Insurance Company
Consolidated Statement of Members' Surplus
For the year ended December 31, 2023

	2023	2022
Balance - beginning of year	\$ 35,170,527	\$ 34,578,275
Impact of initial application of IFRS 17	<u>-</u>	<u>(338,997)</u>
Restated balance	35,170,527	34,239,278
Net income for the year	<u>301,951</u>	<u>931,249</u>
Balance - end of year	<u>\$ 35,472,478</u>	<u>\$ 35,170,527</u>

(See Accompanying Notes to the Consolidated Financial Statements)

Tradition Mutual Insurance Company
Consolidated Statement of Comprehensive Income
For the year ended December 31, 2023

	2023	2022
Insurance revenue	\$ 21,756,856	\$ 20,431,643
Insurance service expenses (Note 9)	<u>17,779,470</u>	<u>13,458,279</u>
Insurance service result before reinsurance contracts held	\$ 3,977,386	6,973,364
Net income (expense) from reinsurance contracts held	<u>(2,823,590)</u>	<u>(1,989,213)</u>
Insurance service result	1,153,796	<u>4,984,151</u>
Total investment income (expense) (Note 7)	2,695,300	<u>(1,358,573)</u>
Insurance finance income (expense) for insurance contracts issued	(510,624)	89,428
Reinsurance finance income (expense) for reinsurance contracts held	<u>113,106</u>	<u>(46,886)</u>
	<u>(397,518)</u>	<u>42,542</u>
Net insurance financial result	3,451,578	<u>3,668,120</u>
Other income and expenses		
General and operating expenses (Note 9)	(3,221,425)	(1,873,072)
Other income (expense)	<u>1,798</u>	<u>(5,051)</u>
	<u>(3,219,627)</u>	<u>(1,878,123)</u>
Income before income taxes	231,951	<u>1,789,997</u>
Provision for income taxes		
- current (Note 12)	(27,290)	336,169
- deferred (Note 12)	<u>(42,710)</u>	<u>522,579</u>
	<u>(70,000)</u>	<u>858,748</u>
Net income for the year	\$ <u>301,951</u>	\$ <u>931,249</u>

(See Accompanying Notes to the Consolidated Financial Statements)

Tradition Mutual Insurance Company
Consolidated Statement of Cash Flows
For the year ended December 31, 2023

	2023	2022
Cash Provided By (Used In):		
Operating Activities		
Comprehensive income for the year	\$ 301,951	\$ 931,249
Deferred income taxes	(42,710)	522,579
Provision for income taxes	(27,290)	336,169
Depreciation of property, plant and equipment	546,530	208,213
Investment income	<u>(2,695,300)</u>	<u>(1,274,599)</u>
	(1,916,819)	723,611
Adjustments to convert income to cash basis:		
Increase (decrease) in liability for incurred claims	(317,344)	88,892
Increase (decrease) in liability for remaining coverage	(536,412)	121,683
Increase (decrease) in accounts payable and accrued liabilities	224,130	(477,522)
Increase (decrease) in income taxes payable	-	(986,147)
(Gain) loss on sale of investments	(792,335)	(228,992)
Decrease (increase) in receivables	-	1,954
Decrease in reinsurance contract asset	1,666,173	107,415
Decrease in other assets	6,927	621,326
Decrease (increase) in income taxes receivable	291,705	(302,242)
Market value (appreciation) depreciation on investments	<u>(342,136)</u>	<u>2,633,172</u>
	\$ (1,716,111)	<u>2,303,150</u>
Investing Activities		
Proceeds from sale of investments	8,148,853	1,997,267
Purchase of investments	(9,722,118)	(5,608,549)
Investment income received	2,695,300	1,274,599
Income taxes paid (recovery)	27,290	(336,169)
Purchase of property, plant and equipment	<u>(413,578)</u>	<u>(2,265,955)</u>
	<u>735,747</u>	<u>(4,938,807)</u>
Shortage of cash provided over cash applied	(980,364)	(2,635,657)
Cash - beginning of year	<u>5,804,578</u>	<u>8,440,235</u>
Cash - end of year	<u>\$ 4,824,214</u>	<u>\$ 5,804,578</u>
Cash consists of cash on hand and balances with banks.		

(See Accompanying Notes to the Consolidated Financial Statements)

Tradition Mutual Insurance Company
Notes to the Consolidated Financial Statements
For the year ended December 31, 2023

1. Nature of Operations of Reporting Entity

The consolidated financial statements include the accounts of Tradition Mutual Insurance Company and Strong Roots Insurance Brokers Ltd. The consolidated entity is herein referred to as "the Company".

Tradition Mutual Insurance Company is incorporated under the laws of Ontario and is subject to the Ontario Insurance Act. It is licensed to write property, liability, automobile and farmers' accident insurance in Ontario. Strong Roots Insurance Brokers Ltd. is incorporated under the laws of Ontario and is subject to the Ontario Registered Insurance Brokers Act. The Company's head office is located in Sebringville, Ontario.

The Company is subject to rate regulation in the automobile business that it writes. Before automobile insurance rates can be changed, a rate filing is prepared as a combined filing for most Ontario Farm Mutual's by the Farm Mutual Reinsurance Plan Inc. The rate filing must include actuarial justification for rate increases or decreases. All rate filings are approved or denied by the Financial Services Regulatory Authority of Ontario. Rate regulation may affect the automobile revenues that are earned by the Company. The actual impact of rate regulation would depend on the competitive environment at the time.

These consolidated financial statements have been authorized for issue by the Board of Directors on February 9, 2024.

2. Basis of Presentation

These consolidated financial statements have been prepared in accordance with International Financial Reporting Standards (IFRS) as issued by the International Accounting Standards Board (the IASB).

These consolidated financial statements were prepared under historical cost convention, as modified by the revaluation of fair value through profit and loss financial assets.

The Company's functional and presentation currency is the Canadian dollar. The consolidated financial statements are presented in Canadian dollars.

The preparation of consolidated financial statements in compliance with IFRS requires management to make certain critical accounting estimates. It also requires management to exercise judgement in applying the Company's accounting policies. The areas involving a higher degree of judgement of complexity or areas where assumptions and estimates are significant to the consolidated financial statements are disclosed in Note 4.

3. Significant Accounting Policies

(a) Insurance Contracts

Changes in accounting policies and disclosures

In these consolidated financial statements, the Company has applied IFRS 17 for the first time. The Company has not early adopted any other standard, interpretation or amendment that has been issued but is not yet effective.

Tradition Mutual Insurance Company
Notes to the Consolidated Financial Statements
For the year ended December 31, 2023

3. Significant Accounting Policies (continued)

(a) Insurance Contracts (continued)

IFRS 17 Insurance Contracts

IFRS 17 replaces IFRS 4 Insurance Contracts for annual periods on or after January 1, 2023.

The Company has restated comparative information for 2022. The nature of the changes in accounting policies can be summarized, as follows:

i. Changes to classification and measurement

The adoption of IFRS 17 did not change the classification of the Company's insurance contracts. However, IFRS 17 establishes specific principles for the recognition and measurement of insurance contracts issued and reinsurance contracts held by the Company.

Under IFRS 17, the Company's insurance contracts issued and reinsurance contracts held are all eligible to be measured by applying the Premium Allocation Approach ("PAA"). The PAA simplifies the measurement of insurance contracts in comparison with the general model in IFRS 17.

The measurement principles of the PAA differ from the 'earned premium approach' used by the Company under IFRS 4 in the following key areas:

- The liability for remaining coverage reflects premiums received less deferred insurance acquisition cash flows and less amounts recognized in revenue for insurance services provided.
- Measurement of the liability for remaining coverage is adjusted to include a loss component to reflect the expected loss from onerous contracts.
- Measurement of the liability for incurred claims (previously claims outstanding and incurred-but-not reported (IBNR) claims) is determined on a discounted probability-weighted expected value basis and includes an explicit risk adjustment for non-financial risk. The liability includes the Company's obligation to pay other incurred insurance expenses.
- Measurement of the asset for remaining coverage (reflecting reinsurance premiums paid for reinsurance held) is adjusted to include a loss-recovery component to reflect the expected recovery of onerous contract losses where such contracts reinsure onerous direct contracts.

The Company defers insurance acquisition cash flows for all product lines over the contract boundary. The Company allocates the acquisition cash flows to groups of insurance contracts issued or expected to be issued using a systematic and rational basis.

The Company's classification and measurement of insurance and reinsurance contracts is explained in Note 3(b).

Tradition Mutual Insurance Company
Notes to the Consolidated Financial Statements
For the year ended December 31, 2023

3. Significant Accounting Policies (continued)

(a) Insurance Contracts (continued)

ii. Changes to presentation and disclosure

For presentation in the statement of financial position, the Company aggregates insurance and reinsurance contracts issued, and reinsurance contracts held, respectively and presents separately:

Portfolios of insurance contracts issued that are liabilities;

Portfolios of insurance contracts issued that are assets;

Portfolios of reinsurance contracts held that are assets; and

Portfolios of reinsurance contracts held that are liabilities.

The portfolios referred to above are those established at initial recognition in accordance with the IFRS 17 requirements. Portfolios of insurance contracts issued include any assets for insurance acquisition cash flows.

The line-item descriptions in the statement of profit or loss and other comprehensive income have been changed significantly compared with last year. Changes to the line-item descriptions include:

Under IFRS 4	Under IFRS 17
Gross written premiums	
Changes in premium reserves	Insurance revenue
Net insurance premium reserve	
Gross claims expense	Insurance service expenses
Commission income and expense	
Reinsurer's share of claims and benefits incurred	
	Income or expenses from reinsurance contracts held
	Insurance finance income or expenses
	Reinsurance finance income or expenses

iii. Transition

On transition date, January 1, 2022, the Company:

- Has identified, recognized and measured each group of insurance contracts as if IFRS 17 had always applied;
- Derecognized any existing balances that would not exist had IFRS 17 always applied; and
- Recognized any resulting net difference in equity.

Tradition Mutual Insurance Company
Notes to the Consolidated Financial Statements
For the year ended December 31, 2023

3. Significant Accounting Policies (continued)

(b) Insurance and reinsurance contracts accounting treatment

i. Insurance and reinsurance contracts accounting classification

The Company issues insurance contracts in the normal course of business, under which it accepts significant insurance risk from its policyholders. As a general guideline, the Company determines whether it has significant insurance risk, by comparing benefits payable after an insured event with benefits payable if the insured event did not occur. Insurance contracts can also transfer financial risk. The Company issues property and casualty insurance to individuals and businesses, which includes property, liability, and auto. These products offer protection of policyholder's assets and indemnification of other parties that have suffered damage as a result of a policyholder's accident.

ii. Separating components from insurance and reinsurance contracts

The Company assesses its insurance products to determine whether they contain distinct components which must be accounted for under another IFRS instead of under IFRS 17. After separating any distinct components, the Company applies IFRS 17 to all remaining components of the (host) insurance contract. Currently, the Company's products do not include any distinct components that require separation.

iii. Levels of aggregation

IFRS 17 requires a company to determine the level of aggregation for applying its requirements. The Company previously applied aggregation levels, which were higher than the level of aggregation required by IFRS 17. The level of aggregation for the Company is determined firstly by dividing the business written into portfolios. Portfolios comprise groups of contracts with similar risks which are managed together. Portfolios are further divided based on expected profitability at inception into three categories: onerous contracts, contracts with no significant risk of becoming onerous, and the remainder. No group for level of aggregation purposes may contain contracts issued more than one year apart.

The profitability of groups of contracts is assessed by actuarial valuation models that take into consideration existing and new business. The Company assumes that no contracts in the portfolio are onerous at initial recognition unless facts and circumstances indicate otherwise. For contracts that are not onerous, the Company assesses, at initial recognition, that there is no significant possibility of becoming onerous subsequently by assessing the likelihood of changes in applicable facts and circumstances. The Company considers facts and circumstances to identify whether a group of contracts are onerous based on:

- Pricing information;
- Results of similar contracts it has recognized; and
- Environmental factors, e.g., a change in market experience or regulations.

The Company divides portfolios of reinsurance contracts held applying the same principles set out above, except that the references to onerous contracts refer to contracts on which there is a net gain on initial recognition. For some groups of reinsurance contracts held, a group can comprise a single contract.

Tradition Mutual Insurance Company
Notes to the Consolidated Financial Statements
For the year ended December 31, 2023

3. Significant Accounting Policies (continued)

(b) Insurance and reinsurance contracts accounting treatment (continued)

iv. Recognition

The Company recognizes groups of insurance contracts it issues from the earliest of the following:

- The beginning of the coverage period of the group of contracts;
- The date when the first payment from a policyholder in the group is due or when the first payment is received if there is no due date; and
- For a group of onerous contracts, if facts and circumstances indicate that the group is onerous.

The Company recognizes a group of reinsurance contracts held it has entered into from the earlier of the following:

- The beginning of the coverage period of the group of reinsurance contracts held. However, the Company delays the recognition of a group of reinsurance contracts held that provide proportionate coverage until the date any underlying insurance contract is initially recognized, if that date is later than the beginning of the coverage period of the group of reinsurance contracts held; and
- The date the Company recognizes an onerous group of underlying insurance contracts if the Company entered into the related reinsurance contract held in the group of reinsurance contracts held at or before that date.

The Company adds new contracts to the group in the reporting period in which that contract meets one of the criteria set out above.

v. Contract boundary

The Company includes in the measurement of a group of insurance contracts all the future cash flows within the boundary of each contract in the group. Cash flows are within the boundary of an insurance contract if they arise from substantive rights and obligations that exist during the reporting period in which the Company can compel the policyholder to pay the premiums, or in which the Company has a substantive obligation to provide the policyholder with insurance contract services.

A liability or asset relating to expected premiums or claims outside the boundary of the insurance contract is not recognized. Such amounts relate to future insurance contracts.

Tradition Mutual Insurance Company
Notes to the Consolidated Financial Statements
For the year ended December 31, 2023

3. Significant Accounting Policies (continued)

(b) Insurance and reinsurance contracts accounting treatment (continued)

vi. Measurement - Premium Allocation Approach

<u>Premium Allocation Approach (PAA) Eligibility</u>	<u>IFRS 17 options</u>	<u>Adopted approach</u>
Premium Allocation Approach (PAA) Eligibility	Subject to specified criteria, the PAA can be adopted as a simplified approach to the IFRS 17 general model.	Coverage period for all insurance contracts is one year or less and so qualifies automatically for PAA.
Insurance acquisition cash flows for insurance contracts issued	Where the coverage period of all contracts within a group is not longer than one year, insurance acquisition cash flows can either be expensed as incurred, or allocated, using a systematic and rational method, to groups of insurance contracts and then amortized over the coverage period of the related group.	For all contracts, insurance acquisition cash flows are allocated to related groups of insurance contracts and amortized over the coverage period of the related group.
Liability for Remaining Coverage (LFRC), adjusted for financial risk and time value of money	Where there is no significant financing component in relation to the LFRC, or where the time between providing each part of the services and the related premium due date is no more than a year, an entity is not required to make an adjustment for accretion of interest on the LFRC.	For all contracts, there is no allowance for the accretion of interest as the premiums are received within one year of the coverage period.
Liability for Incurred Claims, (LFIC) adjusted for time value of money	Where claims are expected to be paid within a year of the date that the claim is incurred, it is not required to adjust these amounts for the time value of money.	For all business lines, adjustments are made for the time value of money when assessing the incurred claims.
Insurance finance income and expense	There is an option to disaggregate part of the movement in LFIC resulting from changes in discount rates and present this in OCI.	For all contracts, the change in LFIC as a result of changes in discount rates will be captured within profit or loss.

vii. Insurance contracts - initial measurement

The Company applies the premium allocation approach (PAA) to all the insurance contracts that it issues and reinsurance contracts that it holds as the coverage period for all contracts is one year or less.

For a group of contracts that is not onerous at initial recognition, the Company measures the liability for remaining coverage as:

- The premiums, if any, received at initial recognition;
- Minus any insurance acquisition cash flows at that date; and
- Any other asset or liability previously recognized for cash flows related to the group of contracts that the Company pays or receives before the group of insurance contracts is recognized.

Tradition Mutual Insurance Company
Notes to the Consolidated Financial Statements
For the year ended December 31, 2023

3. Significant Accounting Policies (continued)

(b) Insurance and reinsurance contracts accounting treatment (continued)

vii. Insurance contracts - initial measurement (continued)

Where facts and circumstances indicate that contracts are onerous at initial recognition, the Company performs additional analysis to determine if a net outflow is expected from the contract. Such onerous contracts are separately grouped from other contracts and the Company recognizes a loss in profit or loss for the net outflow, resulting in the carrying amount of the liability for the group being equal to the fulfilment cash flows. A loss component is established by the Company for the liability for remaining coverage for such onerous group depicting the losses recognized.

viii. Reinsurance contracts held - initial measurement

The Company measures its reinsurance assets for a group of reinsurance contracts that it holds on the same basis as insurance contracts that it issues (i.e. the PAA). However, they are adapted to reflect the features of reinsurance contracts held that differ from insurance contracts issued, for example the generation of expenses or reduction in expenses rather than revenue. Where the Company recognizes a loss on initial recognition of an onerous group of underlying insurance contracts or when further onerous underlying insurance contracts are added to a group, the Company establishes a loss-recovery component of the asset for remaining coverage for a group of reinsurance contracts held depicting the recovery of losses. The Company calculates the loss-recovery component by multiplying the loss recognized on the underlying insurance contracts and the percentage of claims on the underlying insurance contracts the Company expects to recover from the group of reinsurance contracts held. The Company uses a systematic and rational method to determine the portion of losses recognized on the group to insurance contracts covered by the group of reinsurance contracts held where some contracts in the underlying group are not covered by the group of reinsurance contracts held. The loss-recovery component adjusts the carrying amount of the asset for remaining coverage.

ix. Insurance contracts - subsequent measurement

The Company measures the carrying amount of the liability for remaining coverage at the end of each reporting period as the liability for remaining coverage at the beginning of the period:

- Plus premiums received in the period;
- Minus insurance acquisition cash flows;
- Plus any amounts relating to the amortization of the insurance acquisition cash flows recognized as an expense in the reporting period for the group; and
- Minus the amount recognized as insurance revenue for the services provided in the period.

The Company estimates the liability for incurred claims as the fulfilment cash flows related to incurred claims. The fulfilment cash flows incorporate, in an unbiased way, all reasonable and supportable information available without undue cost or effort about the amount, timing and uncertainty of those future cash flows, they reflect current estimates from the perspective of the Company, and include an explicit adjustment for non-financial risk (the risk adjustment).

Tradition Mutual Insurance Company
Notes to the Consolidated Financial Statements
For the year ended December 31, 2023

3. Significant Accounting Policies (continued)

(b) Insurance and reinsurance contracts accounting treatment (continued)

ix. Insurance contracts - subsequent measurement (continued)

Where, during the coverage period, facts and circumstances indicate that a group of insurance contracts is onerous, the Company recognizes a loss in profit or loss for the net outflow, resulting in the carrying amount of the liability for the group being equal to the fulfilment cash flows. A loss component is established by the Company for the liability for remaining coverage for such onerous group depicting the losses recognized.

Insurance acquisition cash flows are allocated on a straight-line basis as a portion of premium to profit or loss (through insurance service expense).

x. Reinsurance contracts - subsequent measurement

The subsequent measurement of reinsurance contracts held follows the same principles as those for insurance contracts issued and has been adapted to reflect the specific features of reinsurance held.

Where the Company has established a loss-recovery component, the Company subsequently reduces the loss-recovery component to zero in line with reductions in the onerous group of underlying insurance contracts in order to reflect that the loss-recovery component shall not exceed the portion of the carrying amount of the loss component of the onerous group of underlying insurance contracts that the entity expects to recover from the group of reinsurance contracts held.

xi. Insurance acquisition cash flows

Insurance acquisition cash flows arise from the costs of selling, underwriting and starting a group of insurance contracts (issued or expected to be issued) that are directly attributable to the portfolio of insurance contracts to which the group belongs. The Company uses a systematic and rational method to allocate insurance acquisition cash flows to each group of insurance contracts.

Where insurance acquisition cash flows have been paid or incurred before the related group of insurance contracts is recognized in the statement of financial position, a separate asset for insurance acquisition cash flows is recognized for each related group.

xii. Insurance contracts - modification and derecognition

The Company derecognizes insurance contracts when:

- The rights and obligations relating to the relevant contracts are extinguished (i.e., discharged, cancelled or expired); or
- The contract is modified such that the modification results in a change in the measurement model or the applicable standard for measuring a component of the contract, substantially changes the contract boundary, or requires the modified contract to be included in a different group. In such cases, the Company derecognizes the initial contract and recognizes the modified contract as a new contract.

Tradition Mutual Insurance Company
Notes to the Consolidated Financial Statements
For the year ended December 31, 2023

3. Significant Accounting Policies (continued)

(b) Insurance and reinsurance contracts accounting treatment (continued)

xii. Insurance contracts - modification and derecognition (continued)

When a modification is not treated as a derecognition, the Company recognizes amounts paid or received for the modification with the contract as an adjustment to the relevant liability for remaining coverage.

xiii. Presentation

The Company has presented separately, in the statement of financial position, the carrying amount of portfolios of insurance contracts issued that are assets, portfolios of insurance contracts issued that are liabilities, portfolios of reinsurance contracts held that are assets and portfolios of reinsurance contracts held that are liabilities.

The Company does not disaggregate the change in risk adjustment for non-financial risk between a financial and non-financial portion and includes the entire change as part of the insurance service result.

The Company separately presents income or expenses from reinsurance contracts held from the expenses or income from insurance contracts issued.

xiv. Insurance revenue

The insurance revenue for the period is the amount of expected premium receipts allocated to the period. The Company allocates the expected premium receipts to each period of insurance contract services on the basis of the passage of time. But if the expected pattern of release of risk during the coverage period differs significantly from the passage of time, then the allocation is made on the basis of the expected timing of incurred insurance service expenses.

The Company changes the basis of allocation between the two methods above as necessary, if facts and circumstances change. The change is accounted for prospectively as a change in accounting estimate.

For the periods presented, all revenue has been recognized on the basis of the passage of time.

xv. Loss components

The Company assumes that no contracts are onerous at initial recognition unless facts and circumstances indicate otherwise. Where this is not the case, and if at any time during the coverage period, facts and circumstances indicate that a group of insurance contracts is onerous, the Company establishes a loss component as the excess of the fulfilment cash flows that relate to the remaining coverage of the group over the carrying amount of the liability for remaining coverage of the group. Accordingly, by the end of the coverage period of the group of contracts the loss component will be zero.

Tradition Mutual Insurance Company
Notes to the Consolidated Financial Statements
For the year ended December 31, 2023

3. Significant Accounting Policies (continued)

(b) Insurance and reinsurance contracts accounting treatment (continued)

xvi. Loss-recovery components

As described in Note 3(b)(xv), where the Company recognizes a loss on initial recognition of an onerous group of underlying insurance contracts, or when further onerous underlying insurance contracts are added to a group, the Company establishes a loss-recovery component of the asset for remaining coverage for a group of reinsurance contracts held depicting the expected recovery of the losses. A loss-recovery component is subsequently reduced to zero in line with reductions in the onerous group of underlying insurance contracts in order to reflect that the loss-recovery component shall not exceed the portion of the carrying amount of the loss component of the onerous group of underlying insurance contracts that the entity expects to recover from the group of reinsurance contracts held.

xvii. Insurance finance income and expense

Insurance finance income or expenses comprise the change in the carrying amount of the group of insurance contracts arising from the effect of the time value of money; and changes in the time value of money; and the effect of financial risk and changes in financial risk. The Company presents insurance finance income or expenses within profit or loss each period.

xviii. Net income or expense from reinsurance contracts held

The Company does not separately present on the face of the statement of profit or loss and other comprehensive income, the amounts expected to be recovered from reinsurers, and an allocation of the reinsurance premiums paid. The Company treats reinsurance cash flows that are contingent on claims on the underlying contracts as part of the claims that are expected to be reimbursed under the reinsurance contract held and excludes commissions from an allocation of reinsurance premiums presented on the face of the statement of profit or loss and other comprehensive income.

Tradition Mutual Insurance Company
Notes to the Consolidated Financial Statements
For the year ended December 31, 2023

3. Significant Accounting Policies (continued)

(c) Structured Settlements, Fire Mutual's Guarantee Fund and Financial Guarantee Contracts

The Company enters into annuity agreements with various life insurance companies to provide for fixed and recurring payments to claimants. Under such arrangements, the Company's liability to its claimants is substantially transferred, although the Company remains exposed to the credit risk should life insurers fail to fulfil their obligations.

The Company is a member of the Fire Mutual's Guarantee Fund ("the Fund"). The Fund was established to provide payment of outstanding policyholders' claims if a member company becomes insolvent. As a result, the Company may be required to contribute assets to their proportionate share in meeting this objective.

These exposures represent financial guarantee contracts. The company accounts for financial guarantee contracts in accordance with IFRS 17, Insurance Contracts.

(d) Cash and Cash Equivalents

Cash and cash equivalents include cash on hand, deposits at call with banks and other short-term highly liquid investments with original maturities of three months or less. For cash flow statement presentation purposes, cash and cash equivalents include bank overdrafts.

(e) Financial Instruments

The Company classifies its financial instruments into one of the following categories based on the purpose for which the asset was acquired or liability incurred. All transactions related to financial instruments are recorded on a trade date basis. The Company's accounting policy for each category is as follows:

i. Fair value through profit and loss financial assets (FVTPL)

Financial assets at fair value through profit and loss investments are financial assets that are quoted in an active market and are being actively traded. Any increase or decrease in the market value is shown in the current year on the Statement of Comprehensive Income as market value appreciation (depreciation) of investments. Term deposits, publicly traded shares and pooled funds principally comprise these investments. The quoted market price was used to determine the fair value of these investments. Transaction costs on these investments are expensed as incurred. Interest on debt securities classified as fair value through profit and loss is calculated using the effective interest method.

Tradition Mutual Insurance Company
Notes to the Consolidated Financial Statements
For the year ended December 31, 2023

3. Significant Accounting Policies (continued)

(e) Financial Instruments (continued)

ii. Amortized cost

This category includes outstanding premiums receivable and accounts payable and accrued liabilities. They are initially recognized at cost and subsequently carried at amortized cost using the effective interest method, less any impairment losses on financial assets.

Transaction costs related to financial instruments in the amortized cost category are added to the carrying value of the instrument.

Writedowns on financial assets in the amortized cost category are recognized when the amount of a loss is known with sufficient precision and there is no realistic prospect of recovery. Financial assets are then written down to net recoverable value with the writedown being recognized in the statement of operations.

(f) Property, Plant and Equipment

Property, plant and equipment are initially recorded at cost and subsequently measured at cost less accumulated depreciation and accumulated impairment losses, with the exception of land which is not depreciated. Depreciation is recognized in net income and is provided at the following annual rates:

Buildings	5% declining balance
Office equipment	10% declining balance
Computers	33 1/3% straight-line
Computer software	20% straight-line

Depreciation methods, useful lives and residual values are reviewed annually and adjusted if necessary.

Tradition Mutual Insurance Company
Notes to the Consolidated Financial Statements
For the year ended December 31, 2023

3. Significant Accounting Policies (continued)

(g) Impairment of Non-Financial Assets

Non-financial assets are subject to impairment tests whenever events or changes in circumstances indicate that their carrying amount may not be recoverable. Where the carrying value of an asset exceeds its recoverable amount, which is the higher of value in use and fair value less costs to sell, the asset is written down accordingly.

For the purpose of assessing value in use, the estimated future cash flows are discounted to their present value using a pre-tax discount rate that reflects current market assessments of the time value of money and the risks specific to the asset.

Where it is not possible to estimate the recoverable amount of an individual asset, the impairment test is carried out on the asset's cash-generating unit, which is the lowest group of assets in which the asset belongs for which there are separately identifiable cash flows. Impairment charges are included in net income.

(h) Facility Association

As a member of the Facility Association, the Company records its proportionate share of the Association's revenue, expenses, unearned premiums and provision for unpaid claims.

(i) Income Taxes

Income tax expense includes current and deferred tax. Current tax and deferred tax are recognized in net income except to the extent that it relates to items recognized directly in equity.

Current income taxes are recognized for the estimated income taxes payable or receivable on taxable income or loss for the current year and any adjustment to income taxes payable in respect of previous years. Current income taxes are determined using tax rates and tax laws that have been enacted or substantively enacted by the year end date.

Deferred tax assets and liabilities are recognized where the carrying amount of an asset or liability differs from its tax base, except for taxable temporary differences arising on the initial recognition of an asset or liability in a transaction which is not a business combination and at the time of the transaction affects neither accounting or taxable profit or loss.

Recognition of deferred tax assets or unused tax losses, tax credits and deductible temporary differences is restricted to those instances where it is probable that future taxable profit will be available against which the deferred tax asset can be utilized. Deferred tax assets are reviewed at each reporting date and are reduced to the extent that it is no longer probable that the related tax benefit will be realized.

The amount of deferred tax asset or liability is measured at the amount expected to be recovered from or paid to the taxation authorities. This amount is determined using tax rates and tax laws that have been enacted or substantively enacted by the year end date and are expected to apply when the liabilities/(assets) are settled/(recovered).

Tradition Mutual Insurance Company
Notes to the Consolidated Financial Statements
For the year ended December 31, 2023

3. Significant Accounting Policies (continued)

(j) Pension Plan

The Company participates in a defined contribution pension plan. The Company accounts for the plan by recognizing contributions as an expense in the year to which they relate.

(k) Provisions

Provisions are recognized for liabilities of uncertain timing or amounts that have arisen as a result of past transactions including legal, equitable or constructive obligations. The provision is measured at the best estimate of the expenditure required to settle the obligation at the reporting date.

(l) Foreign Currency Translation

Foreign currency accounts are translated into Canadian dollars as follows:

At the transaction date, each asset, liability, revenue and expense denominated in a foreign currency is translated into Canadian dollars by the use of the exchange rate in effect at that date. At the year end date, unsettled monetary assets and liabilities are translated into Canadian dollars by using the exchange rate in effect at the year end date and the related translation differences are recognized in net income. Exchange rate gains and losses arising on the retranslation of monetary financial assets are treated as a separate component of the change in fair value and recognized in net income. Exchange rate gains and losses on non-monetary financial assets form part of the overall gain or loss recognized in respect of that financial instrument.

Non-monetary assets and liabilities that are measured at historical cost are translated into Canadian dollars by using the exchange rate in effect at the date of the initial transaction and are not subsequently restated. Non-monetary assets and liabilities that are measured at fair value or a revalued amount translated into Canadian dollars by using the exchange rate in effect at the date the value is determined and the related translation differences are recognized in net income consistent with where the gain or loss on the underlying non-monetary asset or liability has been recognized.

(m) Leased Assets

Where substantially all of the risks and rewards incidental to ownership of a leased asset have been transferred to the Company (a "finance lease"), the asset is treated as if it had been purchased outright. The amount initially recognized as an asset is the lower of the fair value of the leased property and the present value of the minimum lease payments payable over the term of the lease. The corresponding lease commitment is shown as a liability. Lease payments are analyzed between capital and interest. The interest element is charged to the statement of comprehensive income over the period of the lease and is calculated so that it represents a constant proportion of the lease liability. The capital element reduces the balance owed to the lessor.

Where substantially all of the risks and rewards incidental to ownership are not transferred to the Company (an "operating lease"), the total rentals payable under the lease are charged to the statement of comprehensive income on a straight-line basis over the lease term. The aggregate benefit of lease incentives is recognized as a reduction of the rental expense over the lease term on a straight-line basis.

Tradition Mutual Insurance Company
Notes to the Consolidated Financial Statements
For the year ended December 31, 2023

4. Critical Accounting Estimates and Judgements

The Company makes estimates and assumptions about the future that affect the reported amounts of assets and liabilities. Estimates and judgements are continually evaluated and based on historical experience and other factors, including expectations of future events that are believed to be reasonable under the circumstances. In the future, actual experience may differ from these estimates and assumptions.

The effect of a change in accounting estimate is recognized prospectively by including it in comprehensive income in the period of the change, if the change affects that period only; or in the period of change and future periods, if the change affects both.

The estimates and assumptions that have a significant risk of causing material adjustment to the carrying amounts of assets and liabilities within the next financial year are discussed below.

(a) Insurance contracts

The Company applies the PAA to simplify the measurement of insurance contracts. When measuring liabilities for remaining coverage, the PAA is broadly similar to the Company's previous accounting treatment under IFRS 4. However, when measuring liabilities for incurred claims, the Company now includes an explicit risk adjustment for non-financial risk.

Liability for remaining coverage

i. Onerous groups

For groups of contracts that are onerous, the liability for remaining coverage is determined by the fulfilment cash flows. Any loss-recovery component is determined with reference to the loss component recognized on underlying contracts and the recovery expected on such claims from reinsurance contracts held.

ii. Time value of money

The company does not adjust the carrying amount of the liability for remaining coverage to reflect the time value of money or the effect of financial risk for any of its product lines.

Liability for incurred claims

The ultimate cost of outstanding claims is estimated by using a range of standard actuarial claims projection techniques, such as Chain Ladder and Bornheutter-Ferguson methods.

Tradition Mutual Insurance Company
Notes to the Consolidated Financial Statements
For the year ended December 31, 2023

4. Critical Accounting Estimates and Judgements (continued)

(a) Insurance contracts (continued)

Liability for incurred claims (continued)

The main assumption underlying these techniques is that a Company's past claims development experience can be used to project future claims development and hence ultimate claims costs. These methods extrapolate the development of paid and incurred losses, average costs per claim (including claims handling costs), and claim numbers based on the observed development of earlier years and expected loss ratios. Historical claims development is mainly analyzed by accident years, but can also be further analyzed by geographical area, as well as by significant business lines and claim types. Large claims are usually separately addressed, either by being reserved at the face value of loss adjuster estimates or separately projected in order to reflect their future development. In most cases, no explicit assumptions are made regarding future rates of claims inflation or loss ratios. Instead, the assumptions used are those implicit in the historical claims development data on which the projections are based.

Additional qualitative judgement is used to assess the extent to which past trends may not apply in future, (e.g., to reflect one-off occurrences, changes in external or market factors such as public attitudes to claiming, economic conditions, levels of claims inflation, judicial decisions and legislation, as well as internal factors such as portfolio mix, policy features and claims handling procedures) in order to arrive at the estimated ultimate cost of claims that present the probability weighted expected value outcome from the range of possible outcomes, taking account of all the uncertainties involved.

The Company also has the right to pursue third parties for payment of some or all costs. Estimates of salvage recoveries and subrogation reimbursements are considered as an allowance in the measurement of ultimate claims costs.

Other key circumstances affecting the reliability of assumptions include variation in interest rates, delays in settlement and changes in foreign currency exchange rates.

Discount rates

Insurance contract liabilities are calculated by discounting expected future cash flows at a risk-free rate, plus an illiquidity premium where applicable. Risk free rates are determined by reference to the yields of highly liquid sovereign securities. The illiquidity premium is determined by reference to observable market rates.

Discount rates applied for discounting of future cash flows are listed below:

	1 year		3 years		5 years		Over 5 years	
	2023	2022	2023	2022	2023	2022	2023	2022
Insurance Contract Liabilities	4.52%	4.41%	3.70%	3.97%	3.53%	3.86%	3.77%	4.08%
Reinsurance Contract Assets	4.52%	4.41%	3.70%	3.97%	3.53%	3.86%	3.77%	4.08%

A sensitivity analysis of how the insurance liabilities respond to changes in the discount rates has been disclosed in Note 15(a).

Tradition Mutual Insurance Company
Notes to the Consolidated Financial Statements
For the year ended December 31, 2023

4. Critical Accounting Estimates and Judgements (continued)

(a) Insurance contracts (continued)

Risk adjustment for non-financial risk

The risk adjustment for non-financial risk is the compensation that the Company requires for bearing the uncertainty about the amount and timing of the cash flows of groups of insurance contracts. The risk adjustment reflects an amount that an insurer would rationally pay to remove the uncertainty that future cash flows will exceed the expected value amount.

The Company has estimated the risk adjustment using a confidence level (probability of sufficiency) approach at the 60-70 percentile. That is, the Company has assessed that in order to be indifferent to uncertainty for all product lines, (as an indication of the compensation that it requires for bearing non-financial risk), they require an additional amount equivalent to the 60-70 percentile level less the mean of an estimated probability distribution of the future cash flows. The Company has estimated the probability distribution of the future cash flows, and the additional amount above the expected present value of future cash flows required to meet the target percentiles.

A sensitivity analysis of how the insurance liabilities respond to changes in the risk adjustments has been disclosed in Note 15(a).

(b) Impairment of Investments

The Company determines that its investments are impaired when there has been a significant or prolonged decline in fair value below its cost. The determination of what is significant or prolonged requires judgement. In making this judgement, the Company considers, among other factors, the normal volatility in market price, the financial health of the investee and industry and sector performance.

(c) Income Taxes

The Company periodically assesses its liabilities and contingencies related to income taxes for all years open to audit based on the latest information available. For matters where it is probable that an adjustment will be made, the Company records its best estimate of the tax liability including the related interest and penalties in the current tax provision. Management believes they have adequately provided for the probable outcome of these matters; however, the final outcome may result in a materially different outcome than the amount included in the tax liabilities.

Tradition Mutual Insurance Company
Notes to the Consolidated Financial Statements
For the year ended December 31, 2023

5. Financial Instrument Classification

The carrying amount of the Company's financial instruments by classification is as follows:

	FVTPL	Assets at amortized cost	Liabilities at amortized cost	Total
December 31, 2023				
Cash	\$ 4,824,214	\$ -	\$ -	\$ 4,824,214
Investments (Note 6)	38,741,486	-	-	38,741,486
Accounts payable and accrued liabilities	<u>-</u>	<u>-</u>	<u>(639,217)</u>	<u>(639,217)</u>
	<u>\$ 43,565,700</u>	<u>\$ -</u>	<u>\$ (639,217)</u>	<u>\$ 42,926,483</u>
December 31, 2022				
Cash	5,804,578	-	-	5,804,578
Investments (Note 6)	36,033,750	-	-	36,033,750
Accounts payable and accrued liabilities	<u>-</u>	<u>-</u>	<u>(415,087)</u>	<u>(415,087)</u>
	<u>\$ 41,838,328</u>	<u>\$ -</u>	<u>\$ (415,087)</u>	<u>\$ 41,423,241</u>

6. Investments

The following table provides cost and fair value information of investments by type of security and issuer. The maximum exposure to credit risk would be the fair value as shown below.

	December 31, 2023		December 31, 2022	
	Cost	Fair Value	Cost	Fair Value
Debt securities:				
Pooled funds	<u>\$ 23,504,128</u>	<u>\$ 22,619,843</u>	<u>\$ 21,016,745</u>	<u>\$ 19,455,538</u>
Equity investments				
Shares	-	-	1	1
Mutual funds	5,520,890	5,611,374	4,967,167	5,799,348
Pooled funds	5,105,327	5,408,536	4,835,578	4,731,874
GICs	5,068,497	5,068,497	6,015,933	6,015,933
Fire Mutuals				
Guarantee fund	<u>33,236</u>	<u>33,236</u>	<u>32,801</u>	<u>31,056</u>
	<u>15,727,950</u>	<u>16,121,643</u>	<u>15,851,480</u>	<u>16,578,212</u>
Total investments	<u>\$ 39,232,078</u>	<u>\$ 38,741,486</u>	<u>\$ 36,868,225</u>	<u>\$ 36,033,750</u>

Tradition Mutual Insurance Company
Notes to the Consolidated Financial Statements
For the year ended December 31, 2023

6. Investments (continued)

The following table provides an analysis of investments that are measured subsequent to initial recognition at fair value, grouped into Levels 1 to 3 based on the degree to which the fair value is observable:

Level 1 - fair value measurements are those derived from quoted prices (unadjusted) in active markets for identical assets or liabilities that the entity can access at measurement date;

Level 2 - fair value measurements are those derived from inputs other than quoted prices included within Level 1 that are observable for the asset or liability, either directly (i.e. as prices) or indirectly (i.e. derived from prices); and

Level 3 - fair value measurements are those derived from valuation techniques that include inputs for the asset or liability that are not based on observable market data (unobservable inputs).

	Level 1	Level 2	Level 3	Total
December 31, 2023				
Equity investments				
Canadian	\$ -	\$ -	\$ -	\$ -
U.S.	-	-	-	-
Mutual funds	5,611,374	-	-	5,611,374
Pooled funds				
Cdn. fixed income	-	28,028,379	-	28,028,379
GICs	-	5,068,497	-	5,068,497
Fire Mutuals				
Guarantee fund	-	-	33,236	33,236
	<u>\$ 5,611,374</u>	<u>\$ 33,096,876</u>	<u>\$ 33,236</u>	<u>\$ 38,741,486</u>

	Level 1	Level 2	Level 3	Total
December 31, 2022				
Equity investments				
Canadian	-	-	1	1
U.S.	-	-	-	-
Mutual funds	5,799,348	-	-	5,799,348
Pooled funds				
Cdn. fixed income	-	24,187,412	-	24,187,412
GICs	-	6,015,933	-	6,015,933
Fire Mutuals				
Guarantee fund	-	-	31,056	31,056
	<u>\$ 5,799,348</u>	<u>\$ 30,203,345</u>	<u>\$ 31,057</u>	<u>\$ 36,033,750</u>

Tradition Mutual Insurance Company
Notes to the Consolidated Financial Statements
For the year ended December 31, 2023

6. Investments (continued)

There were no transfers between Level 1 and Level 2 for the years ended December 31, 2022 and 2023. The following table presents a reconciliation of the other investments which are only the Level 3 investments:

	2023	2022
Balance - beginning of year	\$ 31,056	\$ 32,765
Gains (losses) recognized in net income	<u>2,180</u>	<u>(1,709)</u>
Balance - end of year	<u>\$ 33,236</u>	<u>\$ 31,056</u>

For the Level 3 investments in unquoted equities, fair value is estimated using a discounted cash flow model which includes some assumptions that are not supportable by observable market prices or rates. In determining the fair value, an earnings growth factor of 2.1% and a risk adjusted discount factor of 1.9% are used. If these inputs to the valuation model were 1.0% higher or lower, while all the other variables were held constant, the carrying amount of the shares would be affected by \$ 1,000.

The company has determined that the share in Mutual Concept Computer Group ("MCCG") incurred a significant and prolonged decline in fair value, which constitutes objective evidence of impairment. As a result, an impairment loss of \$ 1 and \$ nil has been recognized in net income for the years ended December 31, 2023 and 2022, respectively. Interest income on the impaired financial assets was \$ nil (2022 - \$ nil).

Shares, mutual funds, pooled funds and the Fire Mutuals Guarantee fund have no specific maturity.

7. Investments

2023	FVTPL	Other	Total
Interest income	\$ 1,281,278	\$ -	\$ 1,281,278
Dividend and other income	451,906	-	451,906
Investment expense	(172,343)	-	(172,343)
Net realized gains	792,335	-	792,335
Change in unrealized gains	<u>342,124</u>	<u>-</u>	<u>342,124</u>
	<u>\$ 2,695,300</u>	<u>\$ -</u>	<u>\$ 2,695,300</u>
2022			
Interest income	860,050	-	860,050
Dividend and other income	355,402	-	355,402
Investment expense	(169,845)	-	(169,845)
Net realized gains	228,992	-	228,992
Change in unrealized gains (losses)	<u>(2,633,172)</u>	<u>-</u>	<u>(2,633,172)</u>
	<u>\$ (1,358,573)</u>	<u>\$ -</u>	<u>\$ (1,358,573)</u>

Tradition Mutual Insurance Company
Notes to the Consolidated Financial Statements
For the year ended December 31, 2023

8. Property, Plant and Equipment

	Land	Building	Office Equipment	Computers	Computer Software	Total
Cost						
Balance at January 1, 2022	\$ 362,013	\$ 1,630,092	\$ 373,560	\$ 665,033	\$ -	\$ 3,030,698
Additions	-	-	-	17,718	2,248,237	2,265,955
Disposals	-	-	-	-	-	-
Balance at December 31, 2022	362,013	1,630,092	373,560	682,751	2,248,237	5,296,653
Additions	-	74,640	26,981	41,397	270,560	413,578
Disposals	-	-	-	-	-	-
Balance at December 31, 2023	<u>\$ 362,013</u>	<u>\$ 1,704,732</u>	<u>\$ 400,541</u>	<u>\$ 724,148</u>	<u>\$ 2,518,797</u>	<u>\$ 5,710,231</u>
Accumulated Depreciation						
Balance at January 1, 2022	-	761,895	113,351	613,986	-	1,489,232
Depreciation expense	-	42,429	24,861	29,623	111,300	208,213
Disposals	-	-	-	-	-	-
Balance at December 31, 2022	-	804,324	138,212	643,609	111,300	1,697,445
Depreciation expense	-	42,005	22,661	31,126	450,738	546,530
Disposals	-	-	-	-	-	-
Balance at December 31, 2023	<u>\$ -</u>	<u>\$ 846,329</u>	<u>\$ 160,873</u>	<u>\$ 674,735</u>	<u>\$ 562,038</u>	<u>\$ 2,243,975</u>
Net book value						
December 31, 2022	<u>\$ 362,013</u>	<u>\$ 825,768</u>	<u>\$ 235,348</u>	<u>\$ 39,142</u>	<u>\$ 2,136,937</u>	<u>\$ 3,599,208</u>
December 31, 2023	<u>\$ 362,013</u>	<u>\$ 858,403</u>	<u>\$ 239,668</u>	<u>\$ 49,413</u>	<u>\$ 1,956,759</u>	<u>\$ 3,466,256</u>

Tradition Mutual Insurance Company
Notes to the Consolidated Financial Statements
For the year ended December 31, 2023

9. Insurance service expense

The breakdown of insurance service expenses by major product lines is presented below:

	2023	2022
Claims and benefits	\$ 11,123,812	\$ 8,297,083
Salaries and employee benefits	2,876,608	2,456,384
Professional fees (other than legal)	175,353	80,646
Legal fees	71,148	16,071
Commissions	2,889,221	2,698,402
Depreciation and amortization	546,530	96,913
Occupancy expenses	265,575	155,490
Information technology	2,198,519	1,008,402
Other general expenses	<u>854,129</u>	<u>521,960</u>
Total	<u>\$ 21,000,895</u>	<u>\$ 15,331,351</u>
Represented by:		
Insurance service expenses	17,779,470	13,458,279
General and operating expenses	<u>3,221,425</u>	<u>1,873,072</u>
Total	<u>\$ 21,000,895</u>	<u>\$ 15,331,351</u>

Tradition Mutual Insurance Company
Notes to the Consolidated Financial Statements
For the year ended December 31, 2023

10. Insurance and reinsurance contracts

a) Roll forward of net asset or liability for insurance contracts

The Company provides disclosure for its entire portfolio on an overall basis without further disaggregating information based on major product lines. This approach reflects the company's management and reporting practices.

	2023				
	Liabilities for remaining coverage		Liabilities for incurred claims		
	Excluding loss component	Loss component	Estimates of PVFCF*	Risk adjustments	Total
Insurance contract liabilities - beginning of year	\$ 2,268,193	\$ -	\$ 9,440,768	\$ 161,986	\$ 11,870,947
Insurance revenue	(21,756,856)	-	-	-	(21,756,856)
Insurance service expenses					
Incurred claims and other directly attributable expenses	-	-	14,644,924	128,398	14,773,322
Insurance acquisition cash flows amortization	3,196,503	-	-	-	3,196,503
Changes that relate to past service - adjustments to the LIC	-	-	(151,670)	(38,685)	(190,355)
Total insurance service expense	<u>3,196,503</u>	<u>-</u>	<u>14,493,254</u>	<u>89,713</u>	<u>17,779,470</u>
Insurance service result	(18,560,353)	-	14,493,254	89,713	(3,977,386)
Insurance finance expenses	-	-	510,624	-	510,624
Total change in the statement of comprehensive income	(18,560,353)	-	15,003,878	89,713	(3,466,762)
Cash flows					
Premiums received	21,818,170	-	-	-	21,818,170
Claims and other directly attributable expenses paid	-	-	(15,410,935)	-	(15,410,935)
Insurance acquisition cash flows	(3,794,229)	-	-	-	(3,794,229)
Total cash flows	<u>18,023,941</u>	<u>-</u>	<u>(15,410,935)</u>	<u>-</u>	<u>2,613,006</u>
Insurance contract liabilities - end of year	<u>\$ 1,731,781</u>	<u>\$ -</u>	<u>\$ 9,033,711</u>	<u>\$ 251,699</u>	<u>\$ 11,017,191</u>

* PVFCF refers to present value of future cash flows

Tradition Mutual Insurance Company
Notes to the Consolidated Financial Statements
For the year ended December 31, 2023

10. Insurance and reinsurance contracts (continued)

a) Roll forward of net asset or liability for insurance contracts (continued)

	2022				Total
	Liabilities for remaining coverage		Liabilities for incurred claims		
	Excluding loss component	Loss component	Estimates of PVFCF*	Risk adjustments	
Insurance contract liabilities - beginning of year	\$ 2,146,510	\$ -	\$ 9,238,331	\$ 275,531	\$ 11,660,372
Insurance revenue	(20,431,643)	-	-	-	(20,431,643)
Insurance service expenses					
Incurred claims and other directly attributable expenses	-	-	10,520,743	49,727	10,570,470
Insurance acquisition cash flows amortization	1,666,568	-	-	-	1,666,568
Changes that relate to past service - adjustments to the LIC	-	-	1,384,513	(163,272)	1,221,241
Total insurance service expense	<u>1,666,568</u>	<u>-</u>	<u>11,905,256</u>	<u>(113,545)</u>	<u>13,458,279</u>
Insurance service result	(18,765,075)	-	11,905,256	(113,545)	(6,973,364)
Insurance finance expenses	-	-	89,428	-	89,428
Total change in the statement of comprehensive income	(18,765,075)	-	11,815,828	(113,545)	(7,062,792)
Cash flows					
Premiums received	20,658,170	-	-	-	20,658,170
Claims and other directly attributable expenses paid	-	-	(11,613,391)	-	(11,613,391)
Insurance acquisition cash flows	(1,771,412)	-	-	-	(1,771,412)
Total cash flows	<u>18,886,758</u>	<u>-</u>	<u>(11,613,391)</u>	<u>-</u>	<u>7,273,367</u>
Insurance contract liabilities - end of year	<u>\$ 2,268,193</u>	<u>\$ -</u>	<u>\$ 9,440,768</u>	<u>\$ 161,986</u>	<u>\$ 11,870,947</u>

* PVFCF refers to present value of future cash flows

Tradition Mutual Insurance Company
Notes to the Consolidated Financial Statements
For the year ended December 31, 2023

10. Insurance and reinsurance contracts (continued)

b) Roll forward of net asset or liability for reinsurance contracts

The company provides disclosure for its entire reinsurance portfolio on an overall basis without further disaggregating information based on specific reinsurance lines or segments. This approach aligns with the company's management and reporting practices.

	2023				
	Liabilities for remaining coverage		Liabilities for incurred claims		
	Excluding loss component	Loss component	Estimates of PVFCF*	Risk adjustments	Total
Reinsurance contract assets - beginning of year	\$ (220,400)	\$ -	\$ 2,444,122	\$ 76,627	\$ 2,300,349
Allocation of reinsurance premiums	(3,278,888)	-	-	-	(3,278,888)
Amounts recoverable from reinsurers for incurred claims					
Amounts recoverable for claims and other expenses	-	-	728,778	30,736	759,514
Changes to amounts recoverable for incurred claims	-	-	(250,849)	(53,367)	(304,216)
Net income (expense) from reinsurance contracts held	(3,278,888)	-	477,929	(22,631)	(2,823,590)
Reinsurance finance income	-	-	113,106	-	113,106
Total change in the statement of comprehensive income	(3,278,888)	-	591,035	(22,631)	(2,710,484)
Cash flows					
Premiums paid	3,283,543	-	-	-	3,283,543
Amounts received	-	-	(2,239,232)	-	(2,239,232)
Total cash flows	3,283,543	-	(2,239,232)	-	1,044,311
Reinsurance contract assets - end of year	\$ (215,745)	\$ -	\$ 795,925	\$ 53,996	\$ 634,176

* PVFCF refers to present value of future cash flows

Tradition Mutual Insurance Company
Notes to the Consolidated Financial Statements
For the year ended December 31, 2023

10. Insurance and reinsurance contracts (continued)

b) Roll forward of net asset or liability for reinsurance contracts (continued)

	2022				
	Liabilities for remaining coverage		Liabilities for incurred claims		
	Excluding loss component	Loss component	Estimates of PVFCF*	Risk adjustments	Total
Reinsurance contract assets - beginning of year	\$ (28,054)	\$ -	\$ 2,338,545	\$ 97,273	\$ 2,407,764
Allocation of reinsurance premiums	(2,730,896)	-	-	-	(2,730,896)
Amounts recoverable from reinsurers for incurred claims					
Amounts recoverable for claims and other expenses	-	-	1,005,995	18,702	1,024,697
Changes to amounts recoverable for incurred claims	-	-	(243,666)	(39,348)	(283,014)
Net income (expense) from reinsurance contracts held	(2,730,896)	-	762,329	(20,646)	(1,989,213)
Reinsurance finance income	-	-	(46,886)	-	(46,886)
Total change in the statement of comprehensive income	(2,730,896)	-	715,443	(20,646)	(2,036,099)
Cash flows					
Premiums paid	2,538,550	-	-	-	2,538,550
Amounts received	-	-	(609,866)	-	(609,866)
Total cash flows	2,538,550	-	(609,866)	-	1,928,684
Reinsurance contract assets - end of year	\$ (220,400)	\$ -	\$ 2,444,122	\$ 76,627	\$ 2,300,349

* PVFCF refers to present value of future cash flows

Tradition Mutual Insurance Company
Notes to the Consolidated Financial Statements
For the year ended December 31, 2023

11. Pension Plan

All employees are enrolled in the defined contribution pension plan. The amount contributed to the plan for 2023 was \$ 240,240 (2022 - \$ 241,372). The contributions were made for current service and have been recognized in comprehensive income.

12. Income Taxes

The Company is subject to income taxes on that portion of its income derived from insuring other than farm related risks.

The significant components of tax expense included in comprehensive income are composed of:

	2023	2022
Current tax expense (recovery)		
Based on current year taxable income	\$ (27,290)	\$ 336,169
Adjustments for over/under provision in prior periods	<u>-</u>	<u>-</u>
	<u>\$ (27,290)</u>	<u>\$ 336,169</u>
Deferred tax expense (recovery)		
Origination and reversal of temporary differences	(42,710)	522,579
Reduction in tax rate	<u>-</u>	<u>-</u>
	<u>\$ (42,710)</u>	<u>\$ 522,579</u>

Reasons for the difference between current tax expense for the year and the expected income taxes based on a statutory tax rate of 26.50% (2022 - 26.50%) are as follows:

	2023	2022
Net income for the year before income taxes	<u>231,951</u>	<u>1,789,997</u>
Expected taxes based on the statutory rate of 26.50% (2022 - 26.50%)	61,467	474,349
Non-deductible portion of claims liabilities	(106,810)	15,382
Other non-deductible expenses	1,488	2,107
Market to market and other adjustments related to investments	(60,679)	606,934
Depreciation in excess of capital cost allowance (capital cost allowance in excess of depreciation)	28,470	(533,004)
Income tax loss carryforward	47,335	-
Other	<u>1,439</u>	<u>(229,599)</u>
Total income tax expense	<u>\$ (27,290)</u>	<u>\$ 336,169</u>

Tradition Mutual Insurance Company
Notes to the Consolidated Financial Statements
For the year ended December 31, 2023

12. Income Taxes (continued)

The movement in the 2023 deferred tax liabilities and assets are:

	Opening balance at January 1, 2023	Recognized in net income	Recognized in OCI	Recognized directly in equity	Reclassify from equity to net income	Closing balance at December 31, 2023
Deferred tax liabilities						
Tax losses and credits	\$ -	\$ -	\$ -	\$ -	\$ -	\$ -
Property, plant and equipment	584,284	3,460	-	-	-	587,744
Claims liabilities	<u>41,965</u>	<u>(41,965)</u>	<u>-</u>	<u>-</u>	<u>-</u>	<u>-</u>
Deferred tax liability	<u>\$ 626,249</u>	<u>\$ (38,505)</u>	<u>\$ -</u>	<u>\$ -</u>	<u>\$ -</u>	<u>\$ 587,744</u>
Deferred tax assets						
Tax losses and credits	-	-	-	-	-	-
Claims liabilities	-	4,205	-	-	-	4,205
Property, plant and equipment	<u>-</u>	<u>-</u>	<u>-</u>	<u>-</u>	<u>-</u>	<u>-</u>
Deferred tax asset	<u>\$ -</u>	<u>\$ 4,205</u>	<u>\$ -</u>	<u>\$ -</u>	<u>\$ -</u>	<u>\$ 4,205</u>
2023 net deferred tax asset (liability) movement	<u>\$ (626,249)</u>	<u>\$ 42,710</u>	<u>\$ -</u>	<u>\$ -</u>	<u>\$ -</u>	<u>\$ (583,539)</u>

Tradition Mutual Insurance Company
Notes to the Consolidated Financial Statements
For the year ended December 31, 2023

12. Income Taxes (continued)

The movement in the 2022 deferred tax liabilities and assets are:

	Opening balance at January 1, 2022	Recognized in net income	Recognized in OCI	Recognized directly in equity	Reclassify from equity to net income	Closing balance at December 31, 2022
Deferred tax liabilities						
Property, plant and equipment	\$ 43,737	\$ 540,547	\$ -	\$ -	\$ -	\$ 584,284
Claims liabilities	<u>59,933</u>	<u>(17,968)</u>	<u>-</u>	<u>-</u>	<u>-</u>	<u>41,965</u>
Deferred tax liability	<u>\$ 103,670</u>	<u>\$ 522,579</u>	<u>\$ -</u>	<u>\$ -</u>	<u>\$ -</u>	<u>\$ 626,249</u>
Deferred tax assets						
Tax losses and credits	-	-	-	-	-	-
Claims liabilities	-	-	-	-	-	-
Property, plant and equipment	<u>-</u>	<u>-</u>	<u>-</u>	<u>-</u>	<u>-</u>	<u>-</u>
Deferred tax asset	<u>\$ -</u>	<u>\$ -</u>	<u>\$ -</u>	<u>\$ -</u>	<u>\$ -</u>	<u>\$ -</u>
2022 net deferred tax asset (liability) movement	<u>\$ (103,670)</u>	<u>\$ (522,579)</u>	<u>\$ -</u>	<u>\$ -</u>	<u>\$ -</u>	<u>\$ (626,249)</u>

	2023	2022
Deferred tax liabilities		
Deferred tax liabilities to be settled within 12 months	-	41,965
Deferred tax liabilities to be settled after more than 12 months	<u>587,744</u>	<u>584,284</u>
	<u>\$ 587,744</u>	<u>\$ 626,249</u>
Deferred tax assets		
Deferred tax assets to be recovered within 12 months	4,205	-
Deferred tax assets to be recovered after more than 12 months	<u>-</u>	<u>-</u>
	<u>\$ 4,205</u>	<u>\$ -</u>
Net deferred tax asset (liability)	<u>\$ (583,539)</u>	<u>\$ (626,249)</u>

Tradition Mutual Insurance Company
Notes to the Consolidated Financial Statements
For the year ended December 31, 2023

13. Related Party Transactions

The Company entered into the following transactions with key management personnel, which are defined by IAS 24, Related Party Disclosures, as those persons having authority and responsibility for planning, directing and controlling the activities of the Company, including directors and management.

	2023	2022
Compensation		
Short-term employee benefits, wages and directors' fees	\$ 792,255	\$ 674,666
Total pension and other post-employment benefits	52,938	42,496
Premiums	167,397	161,516
Claims paid	29,199	40,589

Amounts owing to and from key management personnel at December 31, 2023 are \$ 128,733 (2022 - \$ 163,142) and \$ 12,101 (2022 - \$ 13,014), respectively.

14. Capital Management

The Company's objectives with respect to capital management are to maintain a capital base that is structured to exceed regulatory requirements and to best utilize capital allocations.

The regulators measure the financial strength of property and casualty insurers using a minimum capital test (MCT). The regulators generally expect property and casualty companies to comply with capital adequacy requirements. This test compares a company's capital against the risk profile of the organization. The risk-based capital adequacy framework assesses the risk of assets, policy liabilities and other exposures by applying various factors. The regulator indicates that the Company should produce a minimum MCT of 150%. During the year, the Company has consistently exceeded this minimum. The regulator has the authority to request more extensive reporting and can place restrictions on the Company's operations if the Company falls below this requirement as deemed necessary.

For the purpose of capital management, the Company has defined capital as members' surplus.

15. Insurance and Financial Risk Management

a) Insurance Risk

The principal risk the Company faces under insurance contracts is that the actual claims and benefit payments or the timing thereof, differ from expectations. This is influenced by the frequency of claims, severity of claims, actual benefits paid and subsequent development of long-term claims. Therefore, the objective of the Company is to ensure that sufficient reserves are available to cover these liabilities.

The above risk exposure is mitigated by diversification across a large portfolio of insurance. The variability of risks is also improved by careful selection and implementation of underwriting strategy guidelines, as well as the use of reinsurance arrangements.

Tradition Mutual Insurance Company
Notes to the Consolidated Financial Statements
For the year ended December 31, 2023

15. Insurance and Financial Risk Management (continued)

a) Insurance Risk (continued)

The Company purchases reinsurance as part of its risks mitigation program. Retention limits for the excess-of-loss reinsurance vary by product line.

Amounts recoverable from reinsurers are estimated in a manner consistent with the outstanding claims provision and are in accordance with the reinsurance contracts. Although the Company has reinsurance arrangements, it is not relieved of its direct obligations to its policyholders and thus a credit exposure exists with respect to ceded insurance, to the extent that any reinsurer is unable to meet its obligations assumed under such reinsurance agreements.

The Company writes insurance primarily over a twelve month duration. The most significant risks arise through high severity, low frequency events such as natural disasters or catastrophes. A concentration of risk may arise from insurance contracts issued in a specific geographic location, since all insurance contracts are written in Ontario.

The Company manages the risk via its underwriting and reinsurance strategy within an overall risk management framework. Exposures are limited by having documented underwriting limits and criteria. Pricing of property and liability policies are based on assumptions in regard to trends and past experience, in an attempt to correctly match policy revenue with exposed risk. Automobile premiums are subject to approval by the Financial Services Regulatory Authority of Ontario and, therefore, may result in a delay in adjusting the pricing to exposed risk; in this case the Company has policies regarding renewal and new business accepted. Reinsurance is purchased to mitigate the effect of the potential loss to the Company. Reinsurance is placed with Farm Mutual Reinsurance Plan Inc. (FMRe), a Canadian registered reinsurer.

The Company follows a policy of underwriting and reinsuring contracts of insurance which, in the main, limit the liability of the Company to an amount on any one claim of \$ 690,000 (2022 - \$ 680,000) in the event of a property claim, an amount of \$ 690,000 (2022 - \$ 680,000) in the event of an auto claim, an amount of \$ 690,000 (2022 - \$ 680,000) in the event of a liability claim and an amount of \$ 60,000 (2022 - \$ 60,000) in the event of a farmer's accident claim. The Company also obtained reinsurance which limits the Company's liability to \$ 1,875,000 (2022 - \$ 1,875,000) in the event of a series of claims arising out of a single occurrence. In addition, the Company has obtained stop loss reinsurance which limits the liability of all claims in a specific year to 70% of gross net earned premiums for property, automobile and liability combined.

The risk associated with insurance contracts is complex and subject to a number of variables which complicate quantitative sensitivity analysis. The Company's various techniques, based on past claims development experience, quantify these sensitivities. This includes indicators such as average claim costs, amount of claims occurrence, expected loss ratios and claims development as described in Note 10.

Tradition Mutual Insurance Company
Notes to the Consolidated Financial Statements
For the year ended December 31, 2023

15. Insurance and Financial Risk Management (continued)

a) Insurance Risk (continued)

The following tables show the concentration of net insurance contract liabilities by type of contract:

Type of Unpaid Claim	2023		2022	
	Gross	Ceded	Gross	Ceded
Personal	\$ 2,285,459	\$ (73,240)	\$ 639,973	\$ (9,677)
Commercial	1,310,653	-	1,196,740	(20,000)
Automobile	<u>5,689,298</u>	<u>(560,936)</u>	<u>7,766,041</u>	<u>(2,270,672)</u>
	<u>\$ 9,285,410</u>	<u>\$ (634,176)</u>	<u>\$ 9,602,754</u>	<u>\$ (2,300,349)</u>

The risks written by the Company are concentrated within Ontario.

i. Sensitivities

The liability for incurred claims is sensitive to the key assumptions in the table below. It has not been possible to quantify the sensitivity of certain assumptions such as legislative changes or uncertainty in the estimation process.

The following sensitivity analysis shows the impact on gross and net liabilities, profit before tax and equity for reasonably possible movements in key assumptions with all other assumptions held constant. The correlation of assumptions will have a significant effect in determining the ultimate impacts, but to demonstrate the impact due to changes in each assumption, assumptions have been changed on an individual basis. It should be noted that movements in these assumptions are non-linear.

	Change in assumptions	2023			
		Impact on profit before tax, gross of reinsurance	Impact on profit before tax, net of reinsurance	Impact on equity, gross of reinsurance	Impact on equity, net of reinsurance
Expected loss	+5.0%	\$ 346,000	\$ 308,000	\$ 254,000	\$ 226,000
Inflation rate	+1.0%	146,000	97,000	107,000	71,000
Interest rate	+1.0%	(136,000)	(91,000)	(100,000)	(67,000)
Expected loss	-5.0%	(348,000)	(308,000)	(256,000)	(226,000)
Inflation rate	-1.0%	(142,000)	(96,000)	(104,000)	(71,000)
Interest rate	-1.0%	142,000	94,000	104,000	69,000

Tradition Mutual Insurance Company
Notes to the Consolidated Financial Statements
For the year ended December 31, 2023

15. Insurance Risk Management (continued)

a) Insurance Risk (continued)

i. Sensitivities (continued)

	Change in assumptions	2022			
		Impact on profit before tax, gross of reinsurance	Impact on profit before tax, net of reinsurance	Impact on equity, gross of reinsurance	Impact on equity, net of reinsurance
Expected loss	+5.0%	\$ 337,000	\$ 323,000	\$ 248,000	\$ 237,000
Inflation rate	+1.0%	168,000	80,000	123,000	59,000
Interest rate	+1.0%	(157,000)	(76,000)	(115,000)	(56,000)
Expected loss	-5.0%	(337,000)	(332,000)	(248,000)	(244,000)
Inflation rate	-1.0%	(165,000)	(80,000)	(121,000)	(59,000)
Interest rate	-1.0%	163,000	78,000	120,000	57,000

ii. Claims development

The following tables show the estimates of cumulative incurred claims, including both claims notified and IBNR for each successive accident year at each reporting date, together with cumulative payments to date.

In setting claims provisions, the Company gives consideration to the probability and magnitude of future experience being more adverse than assumed which is reflected in the risk adjustment. In general, the uncertainty associated with the ultimate cost of settling claims is greatest when the claim is at an early stage of development. As claims develop, the ultimate cost of claims becomes more certain.

	Note	2023			2022		
		Estimates of the PVFCF	Risk adjustment	Total	Estimates of the PVFCF	Risk adjustment	Total
Total gross liabilities for incurred claims	10(a)	\$ 9,033,711	\$ 251,699	\$ 9,285,410	\$ 9,440,768	\$ 161,986	\$ 9,602,754
Amounts recoverable from reinsurance	10(b)	<u>(580,180)</u>	<u>(53,996)</u>	<u>(634,176)</u>	<u>(2,223,722)</u>	<u>(76,627)</u>	<u>(2,300,349)</u>
Total net liabilities for incurred claims		<u>\$ 8,453,531</u>	<u>\$ 197,703</u>	<u>\$ 8,651,234</u>	<u>\$ 7,217,046</u>	<u>\$ 85,359</u>	<u>\$ 7,302,405</u>

Tradition Mutual Insurance Company
Notes to the Consolidated Financial Statements
For the year ended December 31, 2023

15. Insurance Risk Management (continued)

a) Insurance Risk (continued)
ii. Claims development (continued)

Gross undiscounted liabilities for incurred claims for 2023

	2014	2015	2016	2017	2018	2019	2020	2021	2022	2023	Total
At the end year of claim	\$ 7,814,359	\$ 6,614,391	\$ 8,099,986	\$ 8,085,387	\$ 9,333,540	\$ 7,996,597	\$ 6,789,459	\$ 11,625,705	\$ 7,847,534	\$ 11,207,763	\$ -
One year later	6,637,283	5,107,866	6,609,459	8,398,487	10,141,033	8,084,453	6,084,187	11,032,264	7,538,182	-	-
Two years later	6,731,002	4,501,770	6,508,260	8,155,627	10,871,681	9,278,483	6,093,985	11,051,138	-	-	-
Three years later	6,661,761	4,672,957	6,014,092	8,658,955	11,089,889	9,183,141	5,799,529	-	-	-	-
Four years later	6,712,632	4,691,446	6,016,128	8,948,456	11,301,476	9,981,228	-	-	-	-	-
Five years later	6,950,180	4,725,138	6,196,346	9,178,294	11,994,258	-	-	-	-	-	-
Six years later	7,685,302	4,639,620	6,154,169	9,231,033	-	-	-	-	-	-	-
Seven years later	7,597,307	4,606,053	6,286,899	-	-	-	-	-	-	-	-
Eight years later	7,569,587	4,606,053	-	-	-	-	-	-	-	-	-
Nine years later	<u>7,550,762</u>	-	-	-	-	-	-	-	-	-	-
Gross estimates of the undiscounted amount of the claims	<u>7,550,762</u>	<u>4,606,053</u>	<u>6,286,899</u>	<u>9,231,033</u>	<u>11,994,258</u>	<u>9,981,228</u>	<u>5,799,529</u>	<u>11,051,138</u>	<u>7,538,182</u>	<u>11,207,763</u>	<u>85,246,845</u>
Cumulative payments	<u>7,550,762</u>	<u>4,606,053</u>	<u>6,251,672</u>	<u>9,029,522</u>	<u>11,357,004</u>	<u>9,327,520</u>	<u>5,640,021</u>	<u>9,737,089</u>	<u>6,195,560</u>	<u>6,467,692</u>	<u>76,162,895</u>
Gross undiscounted liabilities for incurred claims	<u>\$ -</u>	<u>\$ -</u>	<u>\$ 35,227</u>	<u>\$ 201,511</u>	<u>\$ 637,254</u>	<u>\$ 653,708</u>	<u>\$ 159,508</u>	<u>\$ 1,314,049</u>	<u>\$ 1,342,622</u>	<u>\$ 4,740,071</u>	<u>9,083,950</u>
Outstanding claims 2013 and prior											9,529
Effect of discounting											(592,196)
Other attributable expenses											784,127
Total liabilities for incurred claims											<u>\$ 9,285,410</u>

Tradition Mutual Insurance Company
Notes to the Consolidated Financial Statements
For the year ended December 31, 2023

15. Insurance Risk Management (continued)

a) Insurance Risk (continued)
ii. Claims development (continued)

Net undiscounted liabilities for incurred claims for 2023

	2014	2015	2016	2017	2018	2019	2020	2021	2022	2023	Total
At the end year of claim	\$ 6,369,359	\$ 6,287,460	\$ 6,859,417	\$ 6,797,011	\$ 6,534,210	\$ 6,683,583	\$ 6,331,794	\$ 8,963,310	\$ 7,157,489	\$ 10,772,317	\$ -
One year later	5,781,940	5,588,843	6,132,992	6,926,433	7,085,460	7,004,466	5,967,142	8,856,545	7,445,933	-	-
Two years later	5,271,339	5,172,747	6,058,451	6,447,588	7,474,415	7,184,339	5,909,283	9,106,461	-	-	-
Three years later	5,108,035	5,343,934	5,759,544	6,736,184	7,666,011	7,081,162	5,755,255	-	-	-	-
Four years later	5,179,245	5,335,154	5,757,751	6,990,689	7,462,712	7,055,213	-	-	-	-	-
Five years later	5,397,757	5,383,505	5,833,228	7,201,484	7,947,360	-	-	-	-	-	-
Six years later	5,378,473	5,310,597	5,790,314	7,252,749	-	-	-	-	-	-	-
Seven years later	5,277,469	5,277,030	5,935,590	-	-	-	-	-	-	-	-
Eight years later	5,277,469	5,277,030	-	-	-	-	-	-	-	-	-
Nine years later	5,277,469	-	-	-	-	-	-	-	-	-	-
Net estimates of the undiscounted amount of the claims	5,277,469	5,277,030	5,935,590	7,252,749	7,947,360	7,055,213	5,755,255	9,106,461	7,445,933	10,772,317	71,825,377
Cumulative payments	5,277,469	5,277,030	5,900,363	7,055,338	7,318,306	6,912,393	5,612,147	7,843,661	6,195,562	6,308,955	63,701,224
Net undiscounted liabilities for incurred claims	\$ -	\$ -	\$ 35,227	\$ 197,411	\$ 629,054	\$ 142,820	\$ 143,108	\$ 1,262,800	\$ 1,250,371	\$ 4,463,362	\$ 8,124,153
Outstanding claims 2013 and prior											-
Effect of discounting											(418,874)
Other attributable expenses											945,955
Total net liabilities for incurred claims											\$ 8,651,234

Tradition Mutual Insurance Company
Notes to the Consolidated Financial Statements
For the year ended December 31, 2023

15. Insurance Risk Management (continued)

a) Insurance Risk (continued)
ii. Claims development (continued)

Gross undiscounted liabilities for incurred claims for 2022

	2013	2014	2015	2016	2017	2018	2019	2020	2021	2022	Total
At the end year of claim	\$ 9,326,980	\$ 7,814,359	\$ 6,614,391	\$ 8,099,986	\$ 8,085,387	\$ 9,333,540	\$ 7,996,597	\$ 6,789,459	\$ 11,625,705	\$ 7,847,535	\$ -
One year later	7,564,214	6,637,283	5,107,866	6,609,459	8,398,487	10,141,033	8,084,453	6,084,187	11,032,264	-	-
Two years later	8,699,009	6,731,002	4,501,770	6,508,260	8,155,627	10,871,681	9,278,483	6,093,985	-	-	-
Three years later	8,750,572	6,661,761	4,672,957	6,014,092	8,658,955	11,089,889	9,183,141	-	-	-	-
Four years later	8,565,142	6,712,632	4,691,446	6,016,128	8,948,456	11,301,476	-	-	-	-	-
Five years later	8,566,384	6,950,180	4,725,138	6,196,346	9,178,294	-	-	-	-	-	-
Six years later	8,519,371	7,685,302	4,639,620	6,154,169	-	-	-	-	-	-	-
Seven years later	8,491,803	7,597,307	4,606,053	-	-	-	-	-	-	-	-
Eight years later	8,491,809	7,569,587	-	-	-	-	-	-	-	-	-
Nine years later	8,491,803	-	-	-	-	-	-	-	-	-	-
Gross estimates of the undiscounted amount of the claims	8,491,803	7,569,587	4,606,053	6,154,169	9,178,294	11,301,476	9,183,141	6,093,985	11,032,264	7,847,535	81,458,307
Cumulative payments	8,491,803	7,538,496	4,606,053	6,067,148	8,563,662	10,300,625	7,693,312	5,375,599	9,378,086	3,923,104	71,937,888
Gross undiscounted liabilities for incurred claims	\$ -	\$ 31,091	\$ -	\$ 87,021	\$ 614,632	\$ 1,000,851	\$ 1,489,829	\$ 718,386	\$ 1,654,178	\$ 3,924,431	9,520,419
Outstanding claims 2012 and prior											20,000
Effect of discounting											(718,904)
Other attributable expenses											781,239
Total liabilities for incurred claims											\$ 9,602,754

Tradition Mutual Insurance Company
Notes to the Consolidated Financial Statements
For the year ended December 31, 2023

15. Insurance Risk Management (continued)

a) Insurance Risk (continued)
ii. Claims development (continued)

Net undiscounted liabilities for incurred claims for 2022

	2013	2014	2015	2016	2017	2018	2019	2020	2021	2022	Total
At the end year of claim	\$ 8,210,402	\$ 6,369,359	\$ 6,287,460	\$ 6,859,417	\$ 6,797,011	\$ 6,534,210	\$ 6,683,583	\$ 6,331,794	\$ 8,963,310	\$ 7,157,489	\$ -
One year later	7,049,879	5,781,940	5,588,843	6,132,992	6,926,433	7,085,460	7,004,466	5,967,142	8,856,545	-	-
Two years later	6,423,198	5,271,339	5,172,747	6,058,451	6,447,588	7,474,415	7,187,339	5,909,283	-	-	-
Three years later	6,466,092	5,108,035	5,343,934	5,759,544	6,736,184	7,666,011	7,081,162	-	-	-	-
Four years later	6,280,662	5,179,245	5,335,154	5,757,751	6,990,689	7,462,712	-	-	-	-	-
Five years later	6,281,904	5,397,757	5,383,505	5,833,228	7,201,484	-	-	-	-	-	-
Six years later	6,233,943	5,378,473	5,310,597	5,790,314	-	-	-	-	-	-	-
Seven years later	6,207,323	5,277,469	5,277,030	-	-	-	-	-	-	-	-
Eight years later	6,207,323	5,277,469	-	-	-	-	-	-	-	-	-
Nine years later	6,207,323	-	-	-	-	-	-	-	-	-	-
Net estimates of the undiscounted amount of the claims	6,207,323	5,277,469	5,277,030	5,790,314	7,201,484	7,462,712	7,081,162	5,909,283	8,856,545	7,157,489	66,220,811
Cumulative payments	6,207,323	5,277,469	5,277,030	5,715,839	6,611,945	7,008,482	6,612,298	5,347,725	7,484,658	3,923,104	59,465,873
Net undiscounted liabilities for incurred claims	\$ -	\$ -	\$ -	\$ 74,475	\$ 589,539	\$ 454,230	\$ 468,864	\$ 561,558	\$ 1,371,887	\$ 3,234,385	6,754,938
Outstanding claims 2012 and prior											-
Effect of discounting											(361,713)
Other attributable expenses											909,180
Total net liabilities for incurred claims											\$ 7,302,405

Tradition Mutual Insurance Company
Notes to the Consolidated Financial Statements
For the year ended December 31, 2023

15. Insurance Risk Management (continued)

b) Financial risk management

i. Credit risk

Credit risk is the risk of financial loss to the Company if a debtor fails to make payments of interest and principal when due. The Company is exposed to this risk related to its debt holdings in its investment portfolio and the reliance on reinsurers to make payment when certain loss conditions are met.

The Company manages its credit exposure based on the carrying value of the financial instruments and insurance and reinsurance contract assets. The table below provides information regarding the credit risk exposure of the Company by classifying assets according to the Company's credit ratings of counterparties:

	2023			
	A or better	Less than A	Not Rated	Total
Reinsurance contract assets	\$ -	\$ 399,803	\$ -	\$ 399,803
Investments - bonds	<u>11,667,906</u>	<u>4,044,222</u>	<u>6,907,715</u>	<u>22,619,843</u>
	<u>\$ 23,335,812</u>	<u>\$ 8,488,247</u>	<u>\$ 13,815,430</u>	<u>\$ 45,639,489</u>
	2022			
	A or better	Less than A	Not Rated	Total
Reinsurance contract assets	-	1,331,768	-	1,331,768
Investments	<u>9,721,231</u>	<u>3,433,723</u>	<u>6,300,584</u>	<u>19,455,538</u>
	<u>\$ 9,721,231</u>	<u>\$ 4,765,491</u>	<u>\$ 6,300,584</u>	<u>\$ 20,787,306</u>

The Company actively manages its product mix to ensure that there is no significant concentration of credit risk. The maximum exposure to credit risk and concentration of this risk is outlined in Note 6.

The Company's investment policy puts limits on the bond portfolio including portfolio composition limits, issuer type limits, bond quality limits, aggregate issuer limits, corporate sector limits and general guidelines for geographic exposure. All fixed income portfolios are measured for performance on a quarterly basis and monitored by management on a monthly basis.

Reinsurance is placed with FMRe, a Canadian registered reinsurer. Management monitors the creditworthiness of FMRe by reviewing their annual financial statements and through ongoing communications. Reinsurance treaties are reviewed annually by management prior to renewal of the reinsurance contract.

Tradition Mutual Insurance Company
Notes to the Consolidated Financial Statements
For the year ended December 31, 2023

15. Insurance Risk Management (continued)

b) Financial risk management (continued)

i. Credit risk (continued)

Accounts receivable are short-term in nature, consisting of a large number of policyholders and are not subject to material credit risk. Regular review of outstanding receivables is performed to ensure creditworthiness.

There have been no significant changes from the previous year in the exposure to risk or policies, procedures and methods used to measure the risk.

ii. Liquidity risk

Liquidity risk is the risk that the Company will not be able to meet all cash outflow obligations as they come due. The Company mitigates this risk by monitoring cash activities and expected outflows. Current liabilities arise as claims are made. There are no material liabilities that can be called unexpectedly at the demand of a lender or client. There are no material commitments for capital expenditures and there is no need for such expenditures in the normal course of business. Claim payments are funded by current operating cash flow, including investment income.

There have been no significant changes from the previous year in the exposure to risk or policies, procedures and methods used to measure the risk.

The maturity profile of the company's financial assets and financial liabilities (excluding equities which have no set maturity) are summarized in the following table. Maturity profile amounts are stated at the expected undiscounted cash flows (principal and interest) and are analyzed by their expected payment dates.

	2023		
	Short-term	Long-term	Total
Financial assets			
Cash	\$ 4,824,214	\$ -	\$ 4,824,214
Investments	3,250,491	35,490,995	38,741,486
Income taxes receivable	10,537	-	10,537
	<u>8,085,242</u>	<u>35,490,995</u>	<u>43,576,237</u>
Insurance assets			
Reinsurance asset contracts	-	634,176	634,176
Insurance liabilities			
Liability for incurred claims	5,087,837	4,197,573	9,285,410
Liability for remaining coverage	1,731,781	-	1,731,781
	<u>6,819,618</u>	<u>4,197,573</u>	<u>11,017,191</u>
Financial liabilities			
Accounts payable and accrued liabilities	639,217	-	639,217
Deferred tax (asset) liability	(4,205)	587,744	583,539
	<u>635,012</u>	<u>587,744</u>	<u>1,222,756</u>
Net liquidity gap	<u>\$ 630,612</u>	<u>\$ 31,339,854</u>	<u>\$ 31,970,466</u>

Tradition Mutual Insurance Company
Notes to the Consolidated Financial Statements
For the year ended December 31, 2023

15. Insurance Risk Management (continued)

b) Financial risk management (continued)

ii. Liquidity risk (continued)

	2022		
	Short-term	Long-term	Total
Financial assets			
Cash	\$ 5,804,578	\$ -	\$ 5,804,578
Investments	6,015,932	30,017,818	36,033,750
Income taxes receivable	<u>302,242</u>	<u>-</u>	<u>302,242</u>
	<u>12,122,752</u>	<u>30,017,818</u>	<u>42,140,570</u>
Insurance assets			
Reinsurance asset contracts	<u>-</u>	<u>2,300,349</u>	<u>2,300,349</u>
Insurance liabilities			
Liability for incurred claims	4,368,355	5,234,399	9,602,754
Liability for remaining coverage	<u>2,268,193</u>	<u>-</u>	<u>2,268,193</u>
	<u>6,636,548</u>	<u>5,234,399</u>	<u>11,870,947</u>
Financial liabilities			
Accounts payable and accrued liabilities	415,087	-	415,087
Deferred tax liability	<u>41,965</u>	<u>584,284</u>	<u>626,249</u>
	<u>457,052</u>	<u>584,284</u>	<u>1,041,336</u>
Net liquidity gap	<u>\$ 5,029,152</u>	<u>\$ 26,499,484</u>	<u>\$ 31,528,636</u>

iii. Market risk

Market risk is the risk that fair value of future cash flows of a financial instrument will fluctuate as a result of market factors. Market factors include three types of risk: interest rate risk, price risk, foreign currency risk and equity risk.

The Company's investment policy operates within the guidelines of the Ontario Insurance Act. An investment policy is in place and its application is monitored by the Investment Committee and the Board of Directors. Diversification techniques are utilized to minimize risk.

i. Interest rate risk

Interest rate risk is the potential for financial loss caused by fluctuations in fair value or future cash flows of financial instruments because of changes in market interest rates. The Company is exposed to this risk through its interest-bearing investments.

Historical data and current information are used to profile the ultimate claims settlement pattern by class of insurance, which is then used in a broad sense to develop an investment policy and strategy. However, because a significant portion of the Company's assets relate to its capital rather than liabilities, the value of its interest rate based assets exceeds its interest rate based liabilities. As a result, generally, the Company's investment income, as recognized on the statement of comprehensive income, will move with interest rates over the medium to long-term. There are no occurrences where interest would be charged on liabilities. Therefore, little protection is needed to ensure the fair market value of assets will be offset by a similar change in liabilities due to an interest rate change.

The objective and policies and procedures for managing interest rate risk is to manage the bond portfolio in such a way that the bonds are a portfolio laddered over 10 years. One tenth of the bond portfolio would come due each year and be reinvested. This protects the Company from fluctuations in the interest rates.

Tradition Mutual Insurance Company
Notes to the Consolidated Financial Statements
For the year ended December 31, 2023

15. Insurance Risk Management (continued)

b) Financial risk management (continued)

iii. Market risk (continued)

i. Interest rate risk (continued)

Insurance finance income or expenses reflect changes in insurance contract liabilities valuations, driven by factors like discount rate adjustments and financial assumptions. These valuations, in turn, impact the Company's financial results. Prudent risk management strategies ensure stability in financial performance, underscoring the crucial link between investment returns and the Company's insurance business.

The following analysis is performed for reasonably possible movements in key variables with all other variables held constant, showing the impact on profit before tax and equity. The correlation of variables will have a significant effect in determining the ultimate impact of interest rate risk, but to demonstrate the impact due to changes in variables, variables have been changed on an individual basis. It should be noted that movements in these variables are non-linear. The method used for deriving sensitivity information and significant variables has not changed from the previous period.

	Change in interest rate	2023		2022	
		Effect on Net profit	Effect on Equity	Effect on Net profit	Effect on Equity
Debt instruments	+ 100 bps	(602,000)	(442,000)	(496,000)	(365,000)
Debt instruments	- 100 bps	602,000	442,000	496,000	365,000

There have been no significant changes from the previous year in the exposure to risk or policies, procedures and methods used to measure the risk.

ii. Price risk

The Company does not issue any participating contracts. Therefore, there are no insurance or reinsurance contracts which are exposed to price risk.

iii. Foreign currency risk

Currency risk relates to the Company operating in different currencies and converting non-Canadian earnings at different points in time at different foreign exchange levels when adverse changes in foreign currency exchange rates occur.

The Company's principal transactions are carried out in Canadian dollars and its exposure to foreign exchange risk arises primarily with respect to the United States dollar denominated bond, stock and mutual fund holdings. The Company's financial assets are primarily denominated in the same currencies as its insurance contract liabilities.

The Company mitigates some of the foreign currency risk associated with insurance contracts by holding reinsurance contracts denominated in the same currencies as its insurance contract liabilities. The Company's foreign exchange risk is also monitored by the Board of Directors. A 1% change in the value of the United States dollar would affect the fair value of bonds, stocks and mutual funds by approximately \$ 20,100 (2022 - \$ 20,000) which would be reflected in net income.

Tradition Mutual Insurance Company
Notes to the Consolidated Financial Statements
For the year ended December 31, 2023

15. Insurance Risk Management (continued)

b) Financial risk management (continued)

iii. Market risk (continued)

iii. Foreign currency risk (continued)

There have been no significant changes from the previous year in the exposure to risk or policies, procedures and methods used to measure the risk.

iv. Equity risk

Equity risk is the uncertainty associated with the valuation of assets arising from change in equity markets. The Company is exposed to this risk through its equity holdings within its investment portfolio.

The Company's portfolio includes Canadian stocks with fair values that move with the Toronto Stock Exchange Composite Index, United States stocks with fair values that move with the S&P 500 Index and international stocks that move with financial markets in Europe, Australia and Asia. A 10% movement in the stock markets, with all other variables held constant, would have an estimated effect on the fair value of the company's Canadian common stocks and United States common stocks of approximately \$ 1,102,000 (2022 - \$ 1,053,100). For stocks that the Company did not sell during the period, the change would be recognized in the asset value and the statement of comprehensive income. For stocks that the Company did sell during the period, the change during the period and changes prior to the period would be recognized as net realized gains in income during the period.

There have been no significant changes from the previous year in the exposure to risk or policies, procedures and methods used to measure the risk.